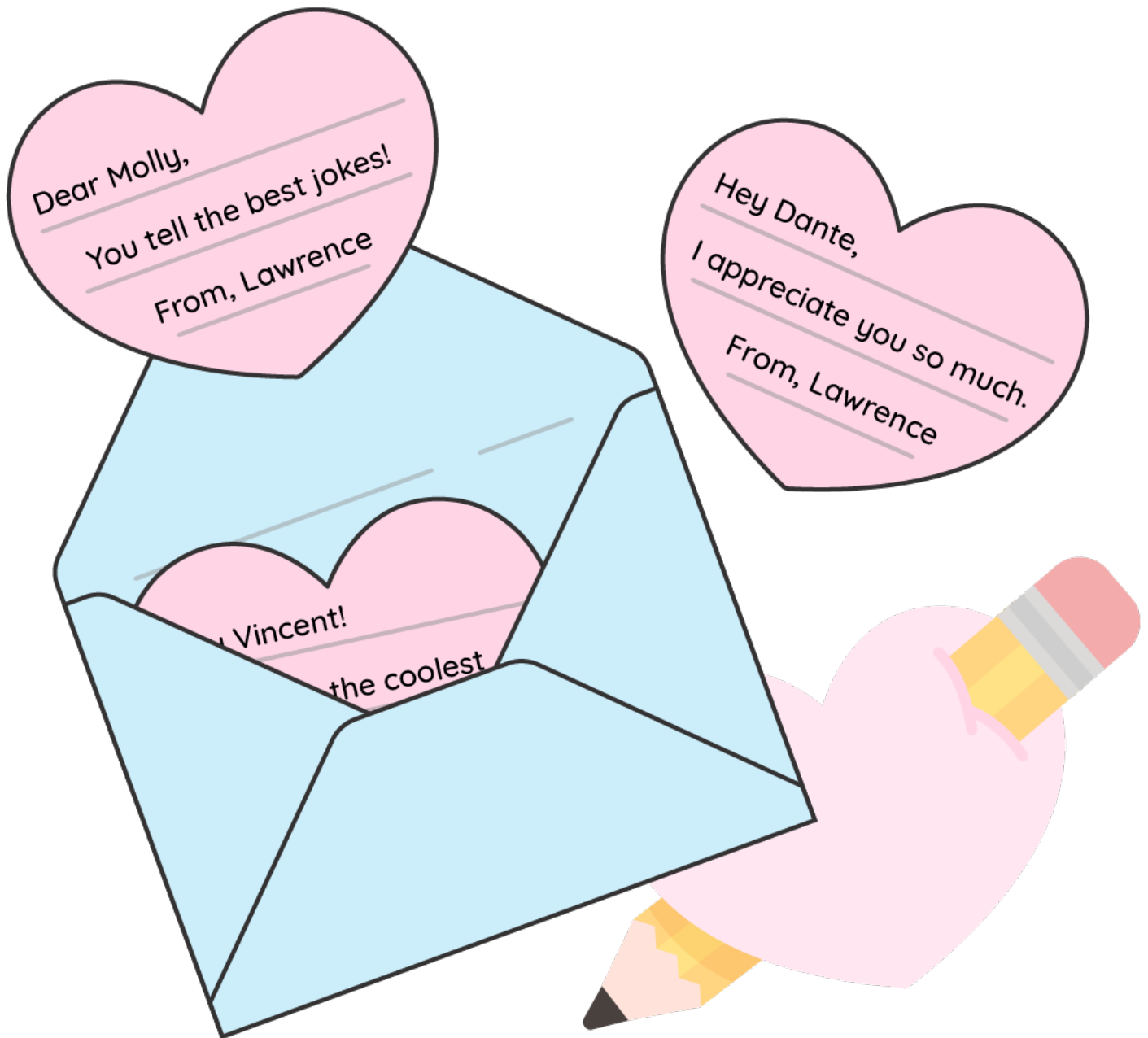


# Valentine's Day Hearts

## Activity

Celebrate this Valentine's Day with these cute, and customizable, valentines. Students can decorate and write out their own special messages on each heart for their family members, friends, and classmates. Spread love and kindness this February 14th!




## INSTRUCTIONS:




- 1) Write out a kind message on each Valentine's Day heart. Don't forget to sign your name!
- 2) Color and decorate your Valentine's Day hearts and envelope(s).
- 3) Cut out your Valentine's Day hearts and envelope(s).
- 4) Put together your envelope(s) with tape or glue and place your Valentine's Day hearts inside.
- 5) Hand out your valentines!

## Valentine's Day Hearts



Valentine's Day Hearts



## Envelope Template

