

Double the Impact

The Power of Everyday Speech's Bundled Curricula

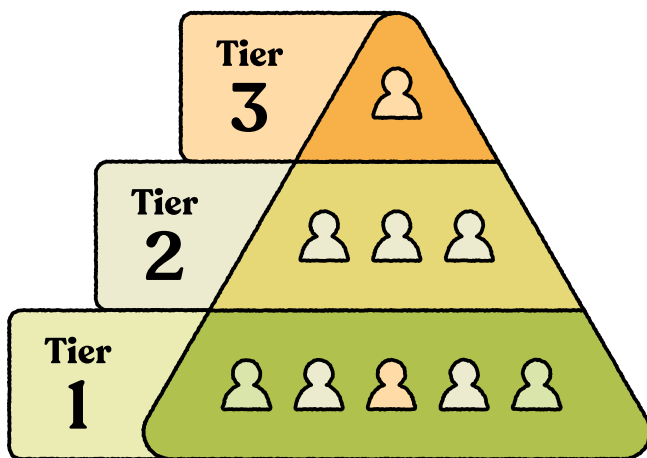
If you're dedicated to nurturing diverse learners and have your sights set on elevating social skills and emotional intelligence, discover the impact of both our Social Communication Curriculum (SCC) and Social-Emotional Learning Curriculum (SEL). Our bundled approach could be best for you!

Get the Best of Both Worlds with Our Bundled Curricula!




Designed for school-wide impact, our bundled package guarantees a comprehensive approach to every PK-12 student's social-emotional learning and social communication needs. Dive into an expansive digital library with our bundled curricula, offering video modeling lessons, engaging games, and interactive worksheets all-in-one social learning platform.

Our Social Communication Curriculum meets the pragmatic goals for learners who need additional support through a 504 plan or IEP, while our SEL Curriculum lays down the foundational skills necessary for all learners to become happy and healthy members of society.

One SEL platform for all student needs



Bundled Curricula (SCC + SEL)

-  Comprehensive SEL and Social Communication Solution
-  Designed to Enhance Collaboration And Build Common Language For Educators
-  Perfect For Specialists Who Oversee Whole Class SEL And Small-Group Therapy

Here's why choosing our Bundled Curricula is the way to go:

- **Comprehensive & Streamlined Approach:** By merging Social-Emotional Learning and Social Communication, our curricula provide a holistic approach to student development. As an educator, you no longer need to source multiple materials or juggle between different programs, saving you precious time and reducing workload with our no-prep digital learning platform.
- **Boosted Educator Confidence:** With our bundled curricula's clear and guided sequence, you'll feel empowered to deliver lessons on social-emotional topics confidently. This cohesive approach ensures that every student acquires the essential skills for personal and academic success, elevating the educational experience and providing a robust foundation for lifelong learning. Our comprehensive package is crafted to meet the unique needs of both teachers and students, promoting an engaging and impactful learning environment.
- **Cost-Effective Solution for Schools:** Administrators can rest assured knowing they're investing in a two-in-one package, eliminating the need for additional expenses on separate curricula. This streamlined process not only makes for simpler budgetary considerations but also offers unparalleled value when considering the diverse needs of your students and staff.
- **Parent-Ready Communication Tools:** Our bundled curricula come with clear, easy-to-understand communication materials that schools can use to enlighten parents on the importance and benefits of SEL. With our platform, bridging the gap between home and school has never been easier.
- **Simplified Implementation & Ongoing Support:** Recognizing the challenges administrators face with program roll-outs, our package is designed for straightforward implementation. Moreover, our committed support team offers continuous guidance, training, and resources, significantly minimizing implementation burnout and ensuring sustainability.
- **Data-Driven Insights with Reduced Paperwork:** Our curricula are backed by evidence-based practices like video modeling. Additionally, we provide a variety of observational forms, pre- and post-assessments, and IEP resources. This not only helps in reporting and monitoring progress but also cuts down on redundant paperwork and manual data management.

By choosing our bundled curricula, schools can seamlessly address the intricate social and emotional facets of student growth while simplifying processes for educators and school leaders. This decision is not just about selecting a curriculum but a commitment to comprehensive student development, teacher empowerment, and overall efficiency.

Choose the bundled option today and revolutionize the way your students learn, grow, and interact.

Social Communication Curriculum

6 pages

Scope and Sequence

What is the Social Communication Curriculum (SCC)?

Our Social Communication Curriculum is a web-based platform full of all of the materials you need to provide social pragmatic instruction. It has been designed by board-certified Speech-Language Pathologists, Special Education Teachers, and Board Certified Behavior Analysts to be the most comprehensive library of video lessons, games, and activities in education.

Our Approach

Our ready-to-teach e-curricula provides educators with the roadmap to maximize their students' potential. From day one, educators are empowered with the tools needed to nurture social communication skills in an engaging way with full lesson units including videos, digital worksheets, and web-based games. Our curriculum utilizes the evidence-based practice of video modeling in order to provide students with the most powerful and engaging lessons.

Our skills and goals are laid out in a developmentally appropriate order, so users can decide to follow as is or select the skills that match their student's needs or goals. With support throughout every stage of learning, from introduction to real-life application, Everyday Speech instills confidence that will help students shape healthier, happier, and more fulfilling futures.

Skills	Goals
Skill 1: Emotional Recognition	1. Identifying Feelings
	2. Changing the Channel on Feelings (Coping with Tough Emotions)
Skill 2: Self-Regulation	1. Keeping an Open Mind
	2. Staying Calm
	3. Using your Self-Controller (Keeping Self-Control)
	4. Switching Tracks (Handling Change)
	5. Executive Functioning
Skill 3: Behaviors	1. Keeping Hands to Yourself
	2. Ignoring Others' Behavior
	3. Accepting a Consequence
	4. On Purpose Plan (Accidents vs. Intentional)
Skill 4: Play Skills	1. Asking Others to Play
	2. Playing with Others
	3. Being a Good Sport
Skill 5: School Rules	1. Classroom Routine
	2. Following Directions
	3. Listening in School
	4. Staying Quiet in Class

Skills	Goals
	<ol style="list-style-type: none"> 5. Asking for Help 6. Working with a Group 7. Showing Respect
Skill 6: Perspective-Taking	<ol style="list-style-type: none"> 1. Tuning In (Observing Yourself and Others) 2. Understanding Others' Point of View 3. Empathy Essentials
Skill 7: Basic Conversation Skills	<ol style="list-style-type: none"> 1. Starting a Conversation 2. Conversation Stoplight (Knowing When to Talk) 3. Conversation Drivers & Stoppers (Maintaining a Conversation) 4. Conversation Share (Knowing How Much to Talk) 5. Ending a Conversation
Skill 8: Conversation Topics	<ol style="list-style-type: none"> 1. Making Connected Comments (Staying on Topic) 2. Topic Radar (How to Pick the Topic) 3. Topic Surfing (Shifting the Topic) 4. Think It or Say It (Using a Filter) 5. The Two W's (Making Small Talk)
Skill 9: Advanced Conversation Skills	<ol style="list-style-type: none"> 1. Conversation Measuring Cup (Giving Long or Short Responses) 2. Background Brief (Telling a Narrative)

Skills	Goals
	<ol style="list-style-type: none"> 3. Direct and Indirect Language 4. Disguised Thoughts (Using Nonliteral Language) 5. Using Humor and Sarcasm 6. Cyber Skills (Online Communication)
<p>Skill 10: Nonverbal Communication</p>	<ol style="list-style-type: none"> 1. Keeping Personal Space 2. Active Listening 3. Visual Referencing 4. Understanding Body Language 5. Act like You're Interested 6. Tone of Voice
<p>Skill 11: Situational Awareness</p>	<ol style="list-style-type: none"> 1. Thinking About Others 2. Reading the Room 3. Restaurant Rules (Mealtime Behaviors) 4. Being a Social Chameleon (Adapting to New Places)
<p>Skill 12: Problem Solving</p>	<ol style="list-style-type: none"> 1. Solving a Problem 2. Compromising

Skills	Goals
Skill 13: Friendship	1. Acting Like a Friend
	2. Giving and Receiving Compliments
	3. Using the Relationship Ruler (Different Types of Relationships)
	4. Handling Conflicts with Friends
Skill 14: Self-Esteem	1. Thinking Positive
	2. Advocating for Yourself
	3. Handling Rejection
	4. Handling Teasing and Bullying
	5. Building Confidence
Skill 15: Hygiene	1. Understanding Hygiene
	2. Improving Your Hygiene
Skill 16: Job Training	1. Finding a Job
	2. Interview Skills
	3. Professional Skills
Skill 17: Relationships	1. Getting Ready to Date
	2. Dating
	3. Ending a Relationship

This Scope and Sequence reflects our currently available lesson plans for class settings in Pre-K and K, Elementary, and Middle and High School. We know students learn differently as they grow up, so we've adapted our materials to suit the needs of each grade band.

Explore our entire library of thousands of materials free for 30 days

[Sign Up](#)

Interested in securing multiple licenses for your school or district?

[Generate Quote](#)



Everyday  Speech

The Social-Emotional Learning Curriculum



What is Social-Emotional Learning (SEL)?



Social-Emotional Learning helps us grow as individuals by developing an understanding of ourselves and others, based on our unique and shared experiences.

It is the foundation for **how we shape our character, emotional health, behavioral responses, motivations, and critical thinking skills**. It is also the catalyst for understanding the perspectives of others, forming our capacity for empathy, weighing ethical and moral dilemmas, and creating healthy, meaningful relationships. SEL promotes equity by teaching us how to stand up when we witness injustices.

Ultimately, it is the roadmap that guides our growth potential as human beings and as a society.

Why do schools need SEL?

According to the Collaborative for Academic, Social, and Emotional Learning (CASEL) **SEL improves students' mental health, academic performance, and social relationships**.

These findings are seen life long, as research also states higher levels of well-being up to 18 years later as well as less chances of living in or being on a waiting list for public housing, receiving public assistance, having involvement with police before adulthood, and spending time in a detention facility. SEL truly impacts every aspect of a student's life now and in the future.



Our Approach

Our evidence-based SEL solution offers a full 40 to 20 week, grade-by-grade curriculum that is standards-based and CASEL-aligned. It includes ready-made lessons with a variety of videos, games, interactive activities, school-wide initiatives and more!

Our no-prep curricula will save your educators time and give them the tools they need to feel like SEL experts. With as little as ten minutes a day, staff will be up and running, all they need to do is press play.



Each Age Track Covers the 5 CASEL Competencies:

All units are based on the foundation of the 5 CASEL (The Collaborative for Academic, Social, and Emotional Learning) competencies, the gold standard framework for SEL development and learning in children.



Self-Awareness



Self-Management



Social Awareness



Relationship Skills




Responsible Decision-Making

The screenshot shows the 'Social-Emotional Learning Curriculum' page for 8th Grade. The page includes a navigation bar with 'Everyday Speech', 'Saved Lists', 'Full Curriculum', 'Browse All Materials', 'Search', and 'Teacher Training'. A 'DOWNLOAD SEL OVERVIEW DOCUMENT' button is visible. The main content area is titled '8th Grade' and features a 'Unit 1: Self-Awareness' section with a progress indicator '0/4 LESSONS COMPLETED'. Below this is a 'UNIT SUMMARY' section with a definition of self-awareness and a list of learning objectives. A 'SHAREABLE UNIT SUMMARY PDF' button is also present. At the bottom, there is a 'Self-Awareness Contents' section with a list of lessons: 'Pre-Assessment', 'Lesson 1: Growing Resilience', 'Lesson 2: Forming Your Identity', 'Lesson 3: Examining Your Beliefs', and 'Lesson 4: Your Future Self'.



Each Elementary Unit Contains:

- 8 Lessons
- Pre & Post Assessments
- Additional Support Bundle
- Unit Training Video
- Shareable Unit Summary
- Themed Bulletin Board
- Completion Badge



Each Middle + High School Unit Contains:

- 4 Lessons
- Pre & Post Assessments
- Additional Support Bundle
- Unit Training Video + Implementation Guide
- Shareable Unit Summary
- Community Engagement Tasks

The screenshot displays the 'Social-Emotional Learning Curriculum' page for 8th Grade. The page is titled 'Unit 1: Self-Awareness' and indicates that 0/4 lessons are completed. It includes a 'UNIT SUMMARY' section with a definition of self-awareness and a list of learning objectives. Below this is a 'Self-Awareness Contents' section with checkboxes for 'Pre-Assessment', 'Lesson 1: Growing Resilience', 'Lesson 2: Forming Your Identity', 'Lesson 3: Examining Your Beliefs', 'Lesson 4: Your Future Self', and 'Post-Assessment'. There is also a 'Self-Awareness Additional Support Bundle' section with a 'SEE SUPPORT BUNDLE MATERIALS' link.

The screenshot shows a video player interface. The video title is 'Resources available to you' and it features a diagram with 'Teachers', 'School Counselors', and 'Library' connected to a central building icon. Below the video player is a 'SAVE MATERIAL TO LIST' button. To the right of the video player is a 'SKILL REVIEW PDF' section with a 'DOWNLOAD' button. At the bottom right, there is a 'Next Step: DISCUSS' button.

Sample Materials for Grade 1

Unit 1: Self-Awareness



Unit Training Video



8 Lessons

- Introducing Growth Mindset
- Building a Growth Mindset
- We All have Feelings
- Our Thoughts & Feelings
- Who are My Supports?
- Building Strengths
- Using Positive Self-Talk
- Feeling Good About Ourselves

Everyday Speech
Self-Awareness
About This Unit

Self-Awareness is a measure of how accurately we understand our own thoughts and learn to understand how they affect our feelings and behavior.

After completing these lessons, students will be able to:

- ✓ Correctly label their own emotions.
- ✓ Recognize that emotions are temporary.
- ✓ Recognize that emotions can affect their behavior.
- ✓ Recognize that behavior can affect their emotions.
- ✓ Recognize that emotions have physical effects on the body.

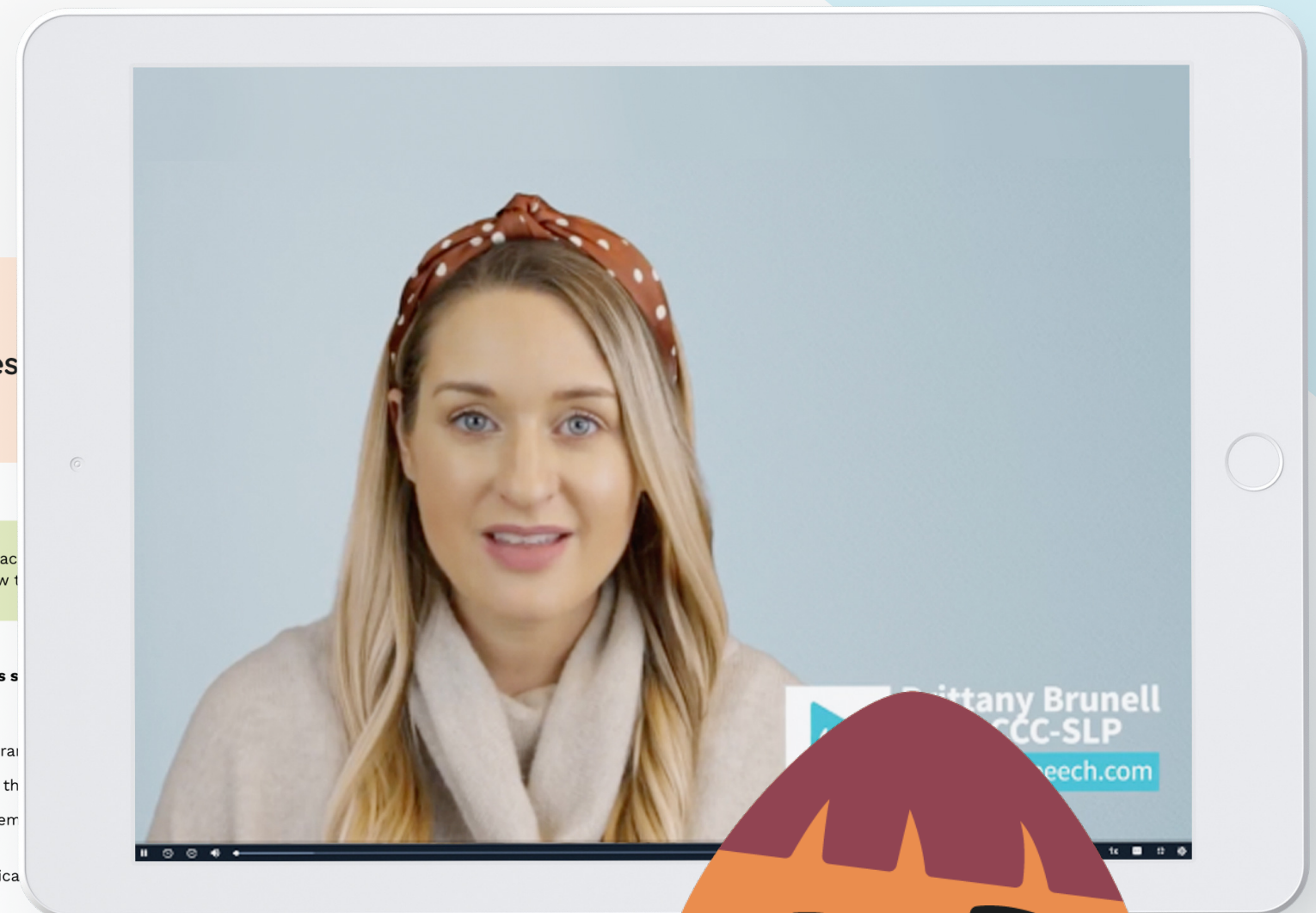
Tips for Parents and/or Guardians

1. Parents, you can help your child understand that feelings dissipate with time by asking, "How do you think you'll feel about this problem tomorrow or next week?"
2. Help your child learn the signs of their emotions by asking them, "How do different body parts feel when you're angry? Does your stomach hurt? Do you feel hot?"

Source: CASEL Teaching Activities to Support the Core Competencies of SEL—August 2017

©Everyday Speech
everydayspeech.com

About this Unit - Grade 1 | 1
Find more materials at [everydayspeech.com](https://www.everydayspeech.com)



Shareable Unit Summary

Sample Materials for Grade 7

Unit 1: Self-Awareness



Video Lesson



4 Lessons

- The Value in Mistakes
- Building Our Strengths
- Adapting to Challenges
- What Matters to Me?

Everyday Speech

Unit 1: Self-Awareness

Grade 6 | About This Unit

Self-Awareness is a measure of how thoughts and learn to understand h

After completing these lessons, students

- ✓ Use age-appropriate vocabulary to e
- ✓ Use self-awareness as a tool to reco
- ✓ Recognize that emotions can have pl

Tips for Parents and/or Guardian

1. Regularly check in with your child by a feelings.
2. Help your child work through negative or difficult emotions by asking them, "What are some things you might be able to do right now to change the way you feel?"

Source: CASEL Teaching Activities to Support the Core Competencies of SEL—August 2017

© Everyday Speech
Find more materials at everydaysspeech.com



Shareable Unit Summary

Teacher Tools

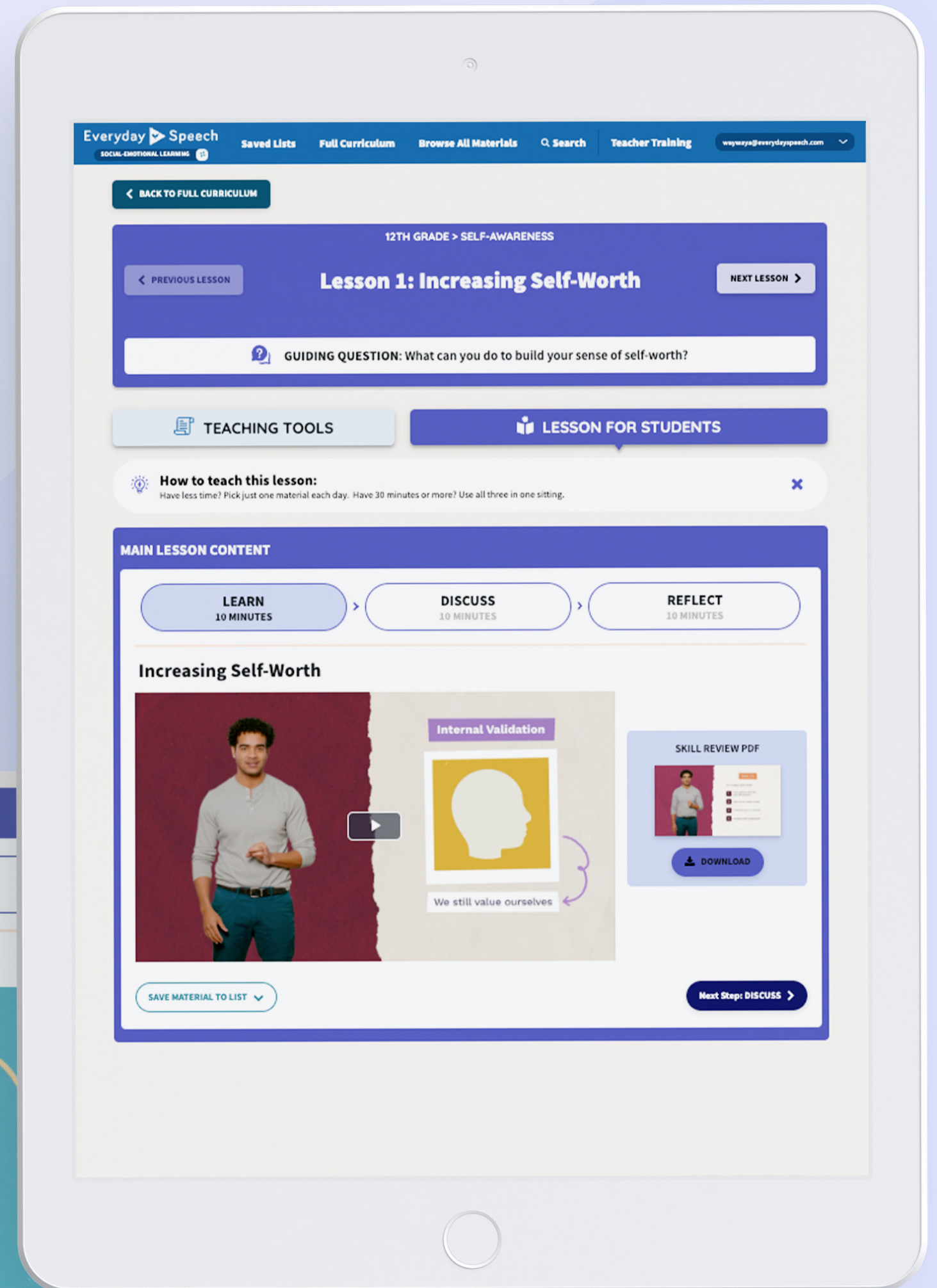
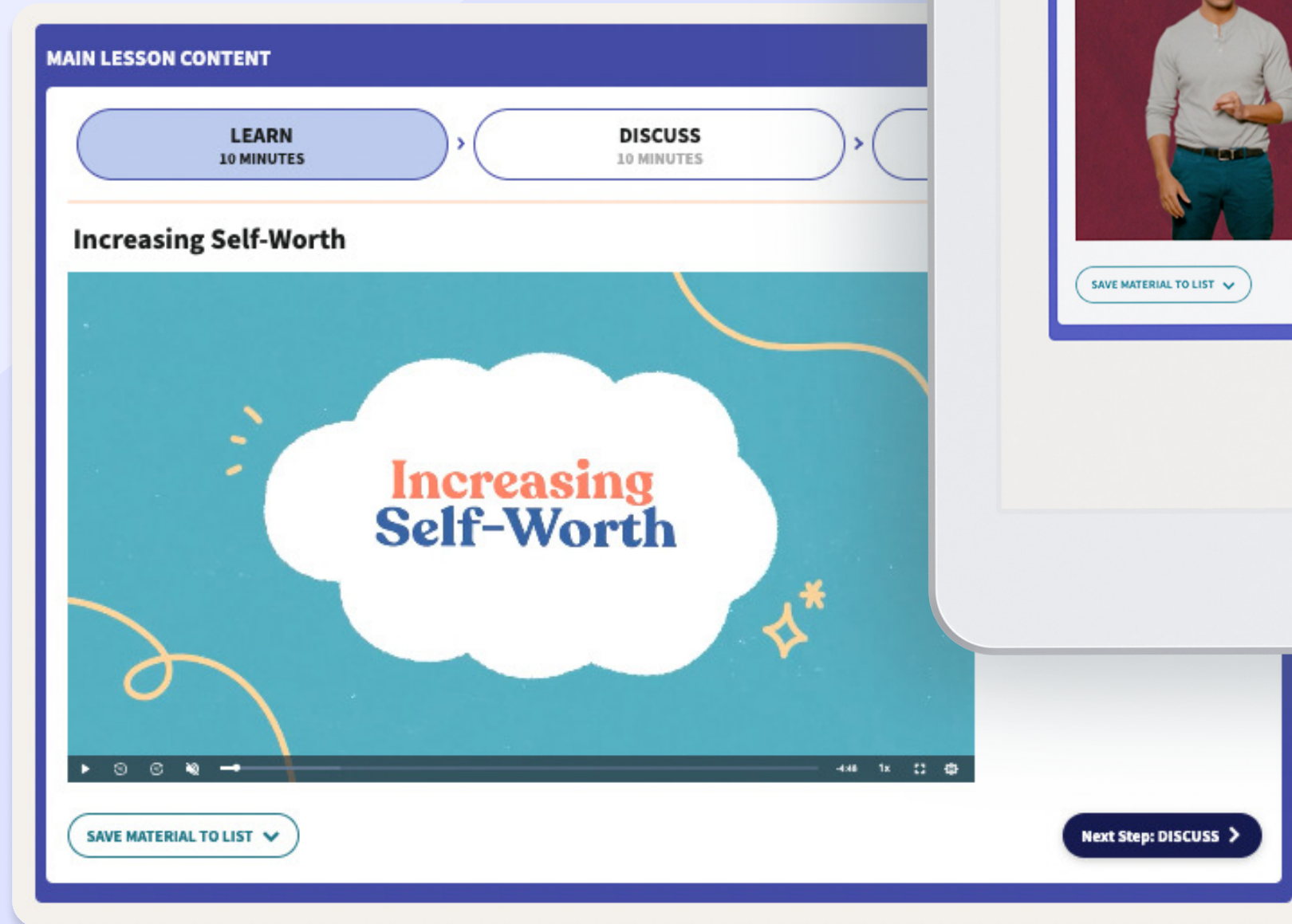
Train the trainers with Printable Lesson Plans and visual cues for the class.



The screenshot displays the 'Everyday Speech' website interface. At the top, there is a navigation bar with 'Everyday Speech', 'Saved Lists', 'Full Curriculum', 'Browse All Materials', and a search icon. Below this is a breadcrumb trail: '1ST GRADE SEL CURRICULUM > UNIT 1: SELF-AWARENESS'. The main heading is 'Lesson 1: Introducing Growth Mindset', with 'PREVIOUS LESSON' and 'NEXT LESSON' buttons on either side. A 'GUIDING QUESTION' box asks 'What is a Growth Mindset?'. Below this are two tabs: 'TEACHING TOOLS' (selected) and 'LESSON FOR STUDENTS'. The 'TEACHING TOOLS' section includes: 'SEL Learning Standards' with a goal to develop self-awareness and self-management skills, a learning standard (1C), and standardized benchmarks (1C.1a and 1C.1b); 'Key terms' (Grow/Growth, Mindset, Positive, Negative); 'Embedded SEL Strategies' (Foster a passion for learning...); and 'Plan and review your lesson with these documents' (Full Lesson Plan and Skill Review PDF), each with a 'DOWNLOAD PDF' button.

Video Lessons

Teach new skills with video lessons featuring same-age students and cultivate a more mindful classroom using guided mindfulness exercise videos.

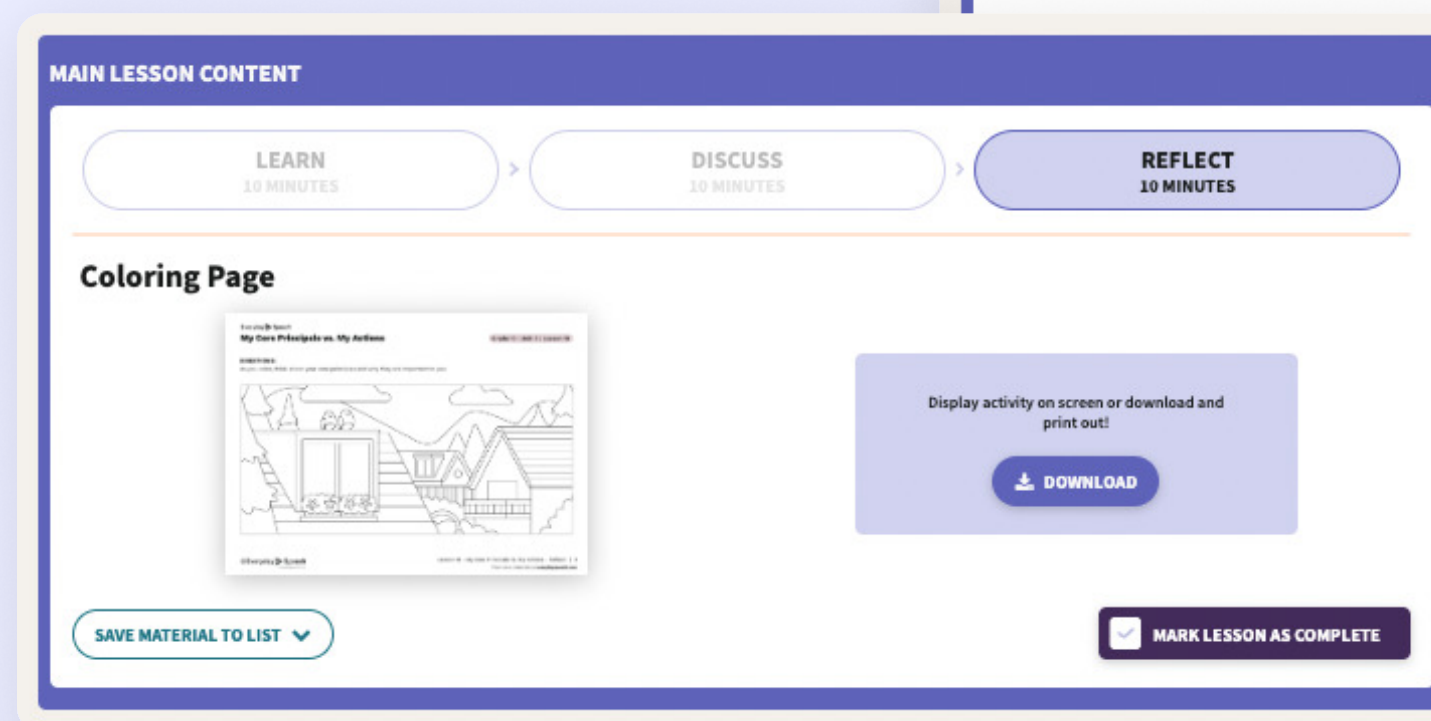
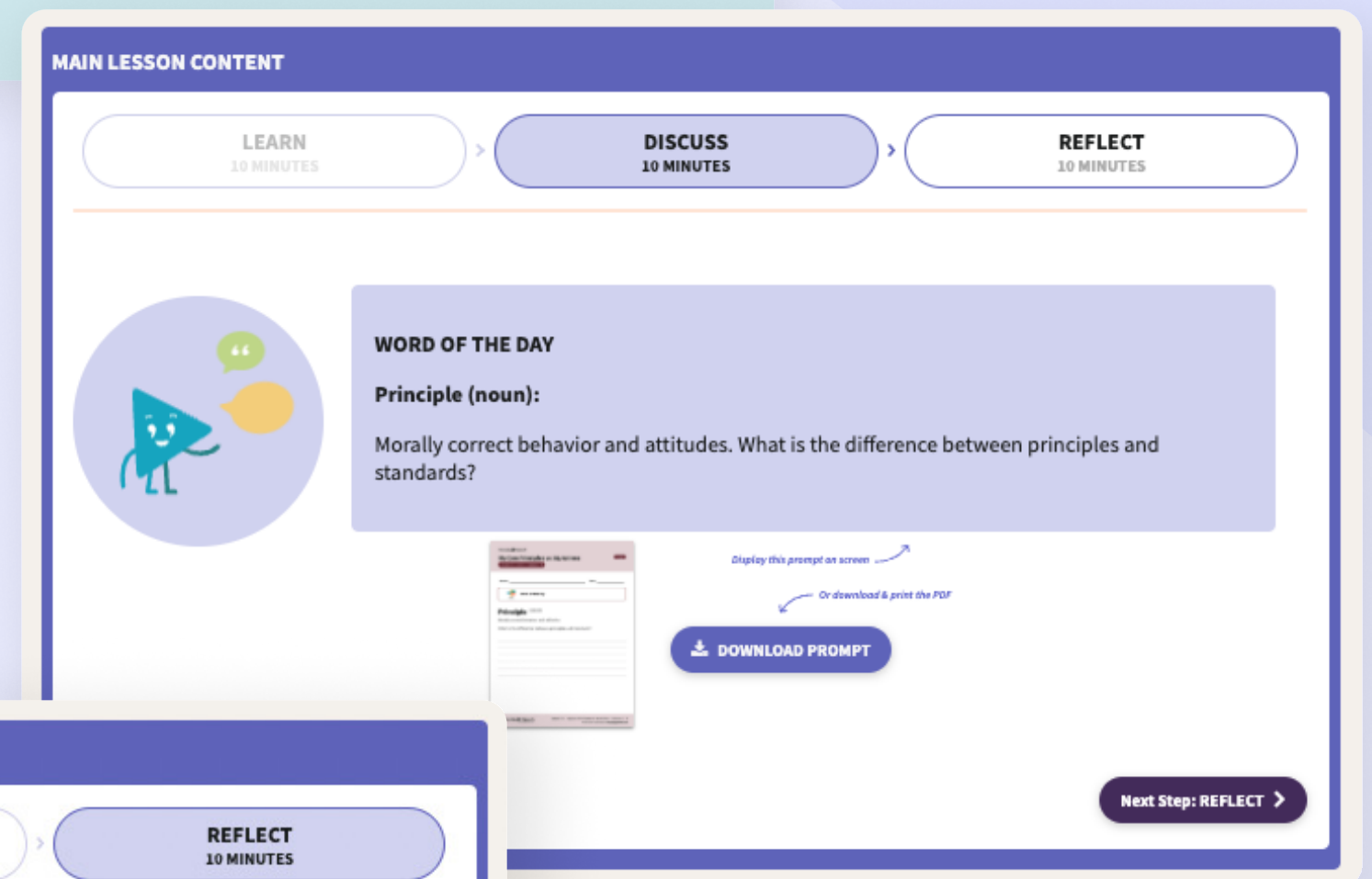
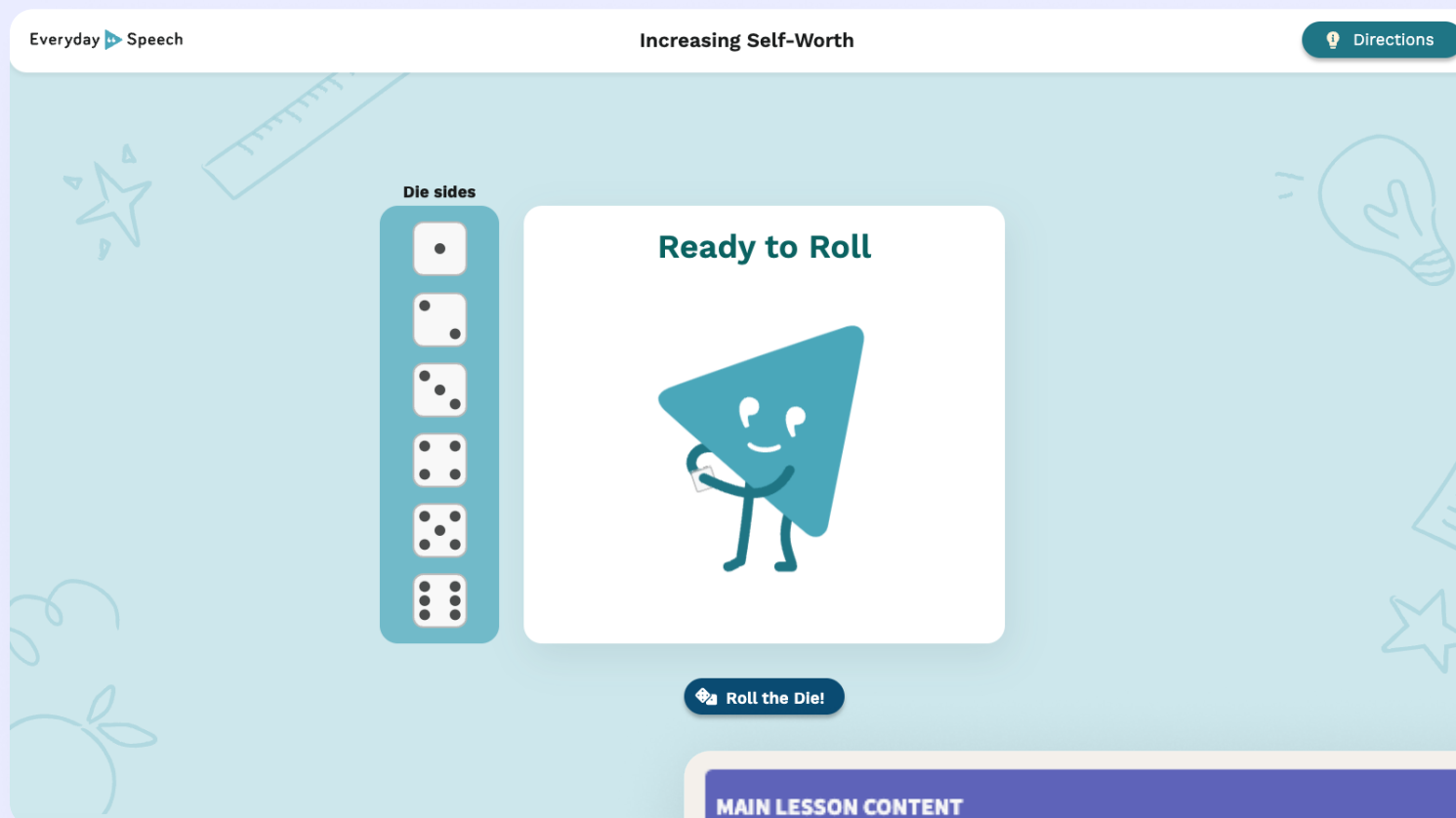


Watch this video:

<https://bit.ly/3LOR3Cl>

Follow up Activities

Multiple digital & printable activities to review however is best for your learners!



Thank you!

Everyday  Speech

Do you want to learn more?

[Request more Information](#)



You may also request more information by visiting <https://bit.ly/SELforAll> or by scanning the QR code.



Scope and Sequence

5 pages

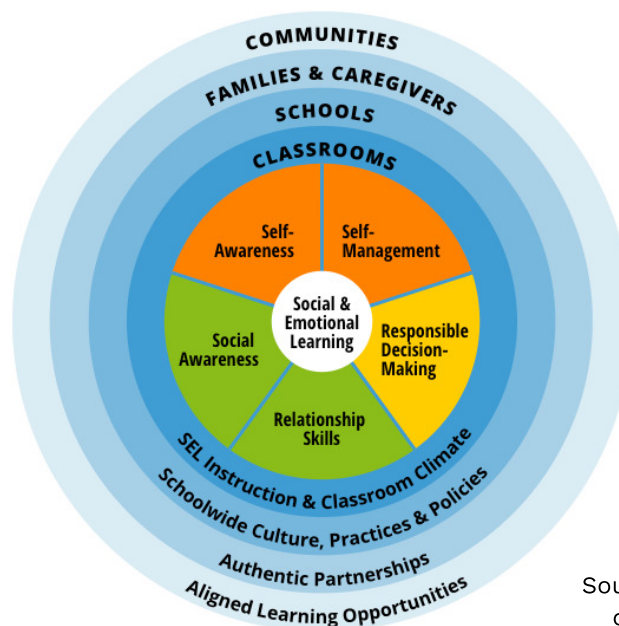
Preschool

What is Social-Emotional Learning (SEL)?

Social-Emotional Learning helps us grow as individuals by developing an understanding of ourselves and others based on our unique and shared experiences. It is the foundation for how we shape our character, emotional health, behavioral responses, motivations, and critical thinking skills. It is also the catalyst or blocker for forming our capacity for empathy, the ability to weigh ethical and moral dilemmas, understand the perspectives of others, and create healthy meaningful relationships that add richness to our lives. SEL promotes equity by teaching us how to stand up when we witness injustices. Ultimately, it is the roadmap that guides our growth potential as human beings and as a society as a whole.

Our Approach

Our ready-to-teach e-curricula provides educators with the roadmap to maximize their students' potential. From day one, educators are empowered with the tools needed to nurture foundational SEL skills in an engaging way with full lesson plans including videos, digital worksheets, and role-playing activities. All teaching tools are provided digitally to maximize the outreach of information to influential adults in order to connect students to their community. Our curriculum follows the CASEL integrated framework and five core competencies seen in the visual wheel below. With support throughout every stage of learning, from introduction to real-life application, Everyday Speech instills confidence in SEL development that will help students shape healthier, happier, and more fulfilling futures.



©2020 CASEL. All Rights Reserved.
Source: <https://casel.org/fundamentals-of-sel/what-is-the-casel-framework/>

CASEL Competencies	Lesson Title	Lesson Description
<p>Unit 1: Self-Awareness</p>	<p>Lesson 1: Understanding Our Feelings</p>	<p>Learners will be taught how to notice and understand their own physiological cues. Once we learn to notice these cues within ourselves, we are able to prevent these feelings from taking control.</p>
	<p>Lesson 2: Labeling Feelings</p>	<p>When we notice and understand our feelings we can then label them. In this lesson, learners will have the opportunity to practice identifying and labeling feelings.</p>
	<p>Lesson 3: Maintaining Self-Control</p>	<p>Learners will be equipped with the skills and strategies to prevent feelings from taking over. Calm-down strategies, like taking deep breaths, counting to 10, taking a break, and positive thinking are highlighted.</p>
	<p>Lesson 4: My Self-Control Tools</p>	<p>In this lesson, learners will choose what self-control strategies they like the most and work best for them. By identifying our own self-control strategies, we can come back to them whenever we need.</p>
<p>Unit 2: Self-Management</p>	<p>Lesson 5: Choosing Calm</p>	<p>Learning to deal with feelings of anger when they arise is crucial to self-regulation. Students will learn how to use strategies to keep control of their mind and bodies next time they feel angry.</p>
	<p>Lesson 6: My Calming Toolbox</p>	<p>In this lesson, learners will choose what calming strategies they like the most and work best for them. By identifying our own calming strategies, we can come back to them whenever we need.</p>

CASEL Competencies	Lesson Title	Lesson Description
Unit 2: Self-Management (Continued)	Lesson 7: Using Belly Breathing	Learners will be taught step-by-step how to use belly breathing as a quick and effective calming strategy. Belly breathing is an effective method to help children calm-down when they're feeling upset, nervous, or frustrated.
	Lesson 8: How to Belly Breathe	There are many different benefits and reasons to Belly Breathe. In this lesson, learners will be taught the benefits and reasons and how to belly breathe.
Unit 3: Social Awareness	Lesson 9: Tuning In	Listening skills are the foundation to children being able to experience success in the school environment. This lesson highlights various strategies, including facing our body to the speaker and visualization tools to help students listen in the classroom.
	Lesson 10: Learning to Listen	We can use a variety of different “tools” or strategies to help us become better listeners. Learners will explore different listening strategies and have the opportunity to pick the strategies that work best for them.
	Lesson 11: Following Directions	The goal of this lesson is to give students the tools and instructions needed to not only follow directions, but to be a “First-Time Listener.” Children are taught that by limiting distractions and using listening strategies they can follow directions the first time they are given.

CASEL Competencies	Lesson Title	Lesson Description
Unit 3: Social Awareness (Continued)	Lesson 12: Being a First Time Learner	Learners will have the opportunity to demonstrate their knowledge of what it looks like to be a First-Time Listener. When they know the steps of following directions, children are more likely to apply this skill in the classroom.
Unit 4: Relationship Skills	Lesson 13: Sharing	Sharing toys can be hard for our young learners to do. Children are introduced to the benefits sharing toys can have with their friends and begin to further develop their empathy.
	Lesson 14: Play Skills	In this lesson, learners are given verbal models of ways to ask a friend to play. When we equip learners with the language needed to invite a friend to play, they are more likely to utilize these skills across environments.
	Lesson 15: Asking a Friend to Play	In this lesson, learners are shown and equipped with the appropriate steps and actions to take when asking their peers to play.
	Lesson 16: Including Others	In a step-by-step breakdown, learners will become more confident approaching peers and inviting them to play. Children learn the importance of using a greeting and positive body language before ultimately asking a peer to play.
Unit 5: Responsible Decision-Making	Lesson 17: Making Good Choices	Learners will be introduced to the concept of problem-solving by first learning how to communicate their problem. They learn that oftentimes a problem can be solved just by speaking up and letting others know how we're feeling and why.

CASEL Competencies	Lesson Title	Lesson Description
Unit 5: Responsible Decision-Making (Continued)	Lesson 18: Learning to Problem Solve	There is often not a “one-size fits all” solution to all of the problems our learners may face. In this lesson, learners will explore different problem-solving strategies that work best for them.
	Lesson 19: Asking For What I Need	Learners are taught the importance of speaking up for themselves and what it looks like to ask for what they need. This lesson sets the foundation for learners to self-advocate at school.
	Lesson 20: Self-Advocacy Skills	Learners are equipped with the steps to take when asking for what they need. Learners will see how they can get their needs met by simply speaking up for themselves.

Scope and Sequence

5 pages

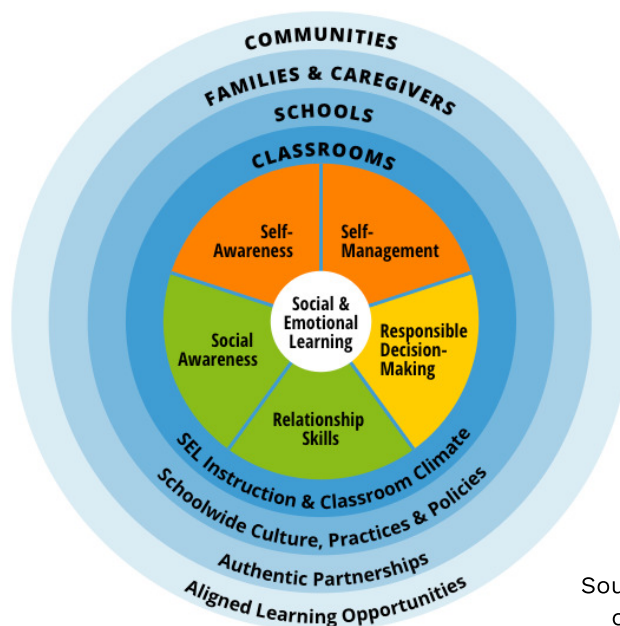
Kindergarten

What is Social-Emotional Learning (SEL)?

Social-Emotional Learning helps us grow as individuals by developing an understanding of ourselves and others based on our unique and shared experiences. It is the foundation for how we shape our character, emotional health, behavioral responses, motivations, and critical thinking skills. It is also the catalyst or blocker for forming our capacity for empathy, the ability to weigh ethical and moral dilemmas, understand the perspectives of others, and create healthy meaningful relationships that add richness to our lives. SEL promotes equity by teaching us how to stand up when we witness injustices. Ultimately, it is the roadmap that guides our growth potential as human beings and as a society as a whole.

Our Approach

Our ready-to-teach e-curricula provides educators with the roadmap to maximize their students' potential. From day one, educators are empowered with the tools needed to nurture foundational SEL skills in an engaging way with full lesson plans including videos, digital worksheets, and role-playing activities. All teaching tools are provided digitally to maximize the outreach of information to influential adults in order to connect students to their community. Our curriculum follows the CASEL integrated framework and five core competencies seen in the visual wheel below. With support throughout every stage of learning, from introduction to real-life application, Everyday Speech instills confidence in SEL development that will help students shape healthier, happier, and more fulfilling futures.



©2020 CASEL. All Rights Reserved.
Source: <https://casel.org/fundamentals-of-sel/what-is-the-casel-framework/>

CASEL Competencies	Lesson Title	Lesson Description
<p>Unit 1: Self-Awareness</p>	<p>Lesson 1: Communicating Our Feelings</p>	<p>Telling others how we feel can be hard. In this lesson, learners will be taught the steps that are used to appropriately communicate their feelings.</p>
	<p>Lesson 2: Using I-Feel Words</p>	<p>Learners will be taught how to use “I-Feel” Statements. Using this explicit framework, learners will exhibit greater success communicating their emotions even when upset.</p>
	<p>Lesson 3: Perspective Taking</p>	<p>Not everyone thinks the same as we do. In this lesson, learners will be introduced to the importance of thinking about others and recognizing our differing feelings.</p>
	<p>Lesson 4: How Do Others Feel?</p>	<p>This lesson highlights how we all experience situations in our own ways and have different feelings as a result. This sets the foundation to use clues, like body language and tone of voice to identify how someone else might be feeling.</p>
<p>Unit 2: Self-Management</p>	<p>Lesson 5: Positive Self-Talk</p>	<p>The way we talk to ourselves has a large impact on the way we feel about ourselves and on our success. In this lesson, learners are introduced to the concept of “self-talk” and are shown the importance of practicing positive self-talk.</p>
	<p>Lesson 6: Growth Mindset</p>	<p>Individuals with a Growth Mindset tend to be hard workers as they believe their skills can improve. This lesson encourages curiosity and exploration with young learners to help them embrace a Growth Mindset rather than a fixed one.</p>

CASEL Competencies	Lesson Title	Lesson Description
Unit 2: Self-Management (Continued)	Lesson 7: Feeling Good About Ourselves	Our thoughts, words, and actions have a big effect on our mood. In this lesson, learners are shown how quickly nice words and actions can positively impact their feelings about themselves.
	Lesson 8: Positive Thinking	When we encourage positive thinking, it broadens a learner’s sense of possibility and acceptance to develop new skills. Cultivating a positive attitude with our students encourages resiliency.
Unit 3: Social Awareness	Lesson 9: Being Helpful	Being helpful can take many different forms. For example, helping clean up, helping a friend when they need something, or doing something kind for someone are all helpful things we can do for others. In this lesson, learners will see what it looks like to be helpful.
	Lesson 10: Respecting Others	Being helpful at home and at school are ways to show others kindness and respect. When we are helpful, we demonstrate that we are considering others’ feelings and not just our own. Learners will have the opportunity to showcase their understanding of this with an activity.
	Lesson 11: Gaining Independence	Learners are taught what it means to be independent. We encourage them to use problem-solving skills to solve and approach small challenges without needing to ask an adult for help.

CASEL Competencies	Lesson Title	Lesson Description
Unit 3: Social Awareness (Continued)	Lesson 12: Solving My Problems	To solve a problem, we must find a good solution. Learners are given the opportunity to practice solving their own problems with a fun activity that explores problems and their solutions!
Unit 4: Relationship Skills	Lesson 13: Caring About Others	When we care about others, we think about their feelings. In this lesson, learners will see what it looks like to care about others and learn why it is important to act in ways that are fair.
	Lesson 14: Being a Good Friend	Learners will be introduced to the concept of problem-solving by first learning how to communicate their problem.
	Lesson 15: Joining a Group Playing	Learning how to join a group is foundational to children’s ability to form friendships. Learners observe the skill being broken down into manageable steps to increase the likelihood of carryover to the classroom and beyond.
	Lesson 16: Steps to Joining the Group	In this lesson, learners are given the learning opportunity to sequence the steps and actions to take when asking to join a group of their peers.
Unit 5: Responsible Decision-Making	Lesson 17: Taking a Break	Children are taught the basics of recognizing when they are no longer in control of their bodies, like when they want to hit or yell at others, and how to de-escalate their feelings. Our goal is for our learners to stay safe and return to a calm mind and body.

CASEL Competencies	Lesson Title	Lesson Description
<p>Unit 5: Responsible Decision-Making (Continued)</p>	<p>Lesson 18: What Kind Of Break Do I Need?</p>	<p>It's important to reflect on what it is that we need to return to a calm mind and body. In this lesson, learners will be equipped with different calming strategies and break options based on their feelings.</p>
	<p>Lesson 19: When I Feel Disappointed</p>	<p>We feel disappointed when things don't happen how we wanted or hoped they would. In this lesson, the meaning of disappointment will be discussed and learners will be taught that we can feel better by "refocusing our minds" when we feel this way.</p>
	<p>Lesson 20: Refocusing Our Brains</p>	<p>Learners are taught the concept of "Brain Refocus" to help them persevere and cope with disappointment. Strategies, like thinking positive thoughts, taking a break, and communicating their feelings are all highlighted in this lesson.</p>

Scope and Sequence

9 pages

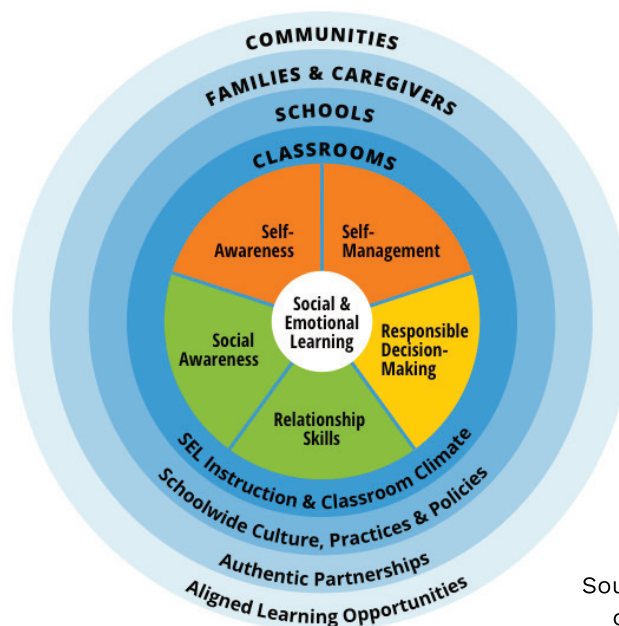
Grade 1

What is Social-Emotional Learning (SEL)?

Social-Emotional Learning helps us grow as individuals by developing an understanding of ourselves and others based on our unique and shared experiences. It is the foundation for how we shape our character, emotional health, behavioral responses, motivations, and critical thinking skills. It is also the catalyst or blocker for forming our capacity for empathy, the ability to weigh ethical and moral dilemmas, understand the perspectives of others, and create healthy, meaningful relationships that add richness to our lives. SEL promotes equity by teaching us how to stand up when we witness injustices. Ultimately, it is the roadmap that guides our growth potential as human beings and society as a whole.

Our Approach

Our ready-to-teach e-curricula provides educators with the roadmap to maximize their students' potential. From day one, educators are empowered with the tools needed to nurture foundational SEL skills in an engaging way with full lesson plans, including videos, digital worksheets, and role-playing activities. All teaching tools are provided digitally to maximize the outreach of information to influential adults such as parents, teacher aides, and recess supervisors in order to connect students to their community. Our curriculum follows the CASEL-integrated framework and five core competencies seen in the visual wheel below. With support throughout every stage of learning, from introduction to real-life application, Everyday Speech instills confidence in SEL development that will help students shape healthier, happier, and more fulfilling futures.



©2020 CASEL. All Rights Reserved.
Source: <https://casel.org/fundamentals-of-sel/what-is-the-casel-framework/>

CASEL Competencies	Lesson Title	Lesson Description
<p>Unit 1: Self-Awareness</p>	<p>Lesson 1: Introducing Growth Mindset</p>	<p>Learners will be introduced to the concept of ‘growth mindset.’ When we use a growth mindset and believe we have the power to improve at something, it makes a huge impact on our skills and ability to succeed.</p>
	<p>Lesson 2: Building a Growth Mindset</p>	<p>Learners will practice labeling examples of a growth vs. fixed mindset. A growth mindset allows us to understand that we can improve our skills with time and effort. A fixed mindset keeps us limited to believing we will not achieve more.</p>
	<p>Lesson 3: We All Have Feelings</p>	<p>We explain the importance of being able to tell how someone feels and model what it looks like when we stop to observe others' feelings. Learners will learn that they can use the clues on the outside to tell how someone feels on the inside.</p>
	<p>Lesson 4: Our Thoughts & Feelings</p>	<p>Learners will practice labeling how others are feeling while playing a fun and interactive game.</p>
	<p>Lesson 5: Who are My Supports?</p>	<p>Building a strong foundation around you is important for personal well-being and school success. Learners will think about their own support system and who in their life they can look to for support.</p>
	<p>Lesson 6: Building Strengths</p>	<p>Learners will take inventory of their own strengths and weaknesses and build off of the previous lesson of support systems in order to foster and continue to grow their strengths over time.</p>

CASEL Competencies	Lesson Title	Lesson Description
Unit 1: Self-Awareness (Continued)	Lesson 7: Using Positive Self-Talk	Positive Self-Talk is an important tool and an integral part of building a growth mindset. The way we speak to ourselves can significantly impact our level of achievement and motivation.
	Lesson 8: Feeling Good About Ourselves	Practice using Positive Self-Talk by completing this fun craft activity that allows a positive mindset to blossom!
Unit 2: Self-Management	Lesson 9: Introduction to Mindfulness	Learners will be introduced to the concept of ‘mindfulness’. Practicing mindfulness helps us to calm down and be kind to ourselves and others by using our body clues to help us determine how we are feeling.
	Lesson 10: Using Mindfulness	Learners will explore and practice different mindfulness strategies by picking strategies or ‘tools’ to add to their toolbox!
	Lesson 11: Calm Body, Calm Choices	When we have a calm mind and body, we are more likely to make safe and calm choices. Learners will be taught different strategies they can use to regain a sense of calm.
	Lesson 12: Practicing Making Calm Choices	Learners will practice making calm choices with a fun and interactive self-regulation game.
	Lesson 13: Learning Self-Control Strategies	Gaining and understanding the power of self-control is key in self-regulation and self-management. Learners will explore and practice a new self-control strategy called Balloon Breathing.

CASEL Competencies	Lesson Title	Lesson Description
Unit 2: Self-Management (Continued)	Lesson 14: Using Self-Control Strategies	We gain self-control when we become attuned to our own emotions. Learners will explore more self-control strategies and ideas while playing an interactive game.
	Lesson 15: Goal-Setting Introduction	It is important to reflect on things in school, at home, and in other areas of our life that have room for improvement. In this lesson, learners will be introduced to the idea of setting a goal for something they want to get better at while maintaining a growth mindset.
	Lesson 16: Setting My Own Goals	Learners will practice setting their own goals with a goal-setting brainstorming activity. Follow a set of simple steps that are made for beginning writers. The written goal will be personal, specific, and attainable in one month.
Unit 3: Social-Awareness	Lesson 17: We All Have Different Views	This lesson introduces the idea that we all have our own views and opinions. Learners will be taught the importance of perspective-taking and putting themselves in others' shoes when working, playing, or talking with others.
	Lesson 18: Seeing Others' Point of View	Learners will practice seeing and identifying others' points of view and feelings with an emotion identification game.

CASEL Competencies	Lesson Title	Lesson Description
<p>Unit 3: Social-Awareness (Continued)</p>	<p>Lesson 19: Ways to Show Kindness</p>	<p>Showing kindness is an important part of living a fulfilled life. When we are kind, more positive feelings and positive interactions are exchanged between one another. Learners will be taught ways they can show kindness to others. They will learn about the effect kindness has on themselves and those around them.</p>
	<p>Lesson 20: Being Kind</p>	<p>Learners will practice what it looks and sounds like to be kind versus unkind to one another with an interactive activity.</p>
	<p>Lesson 21: Learning Respect</p>	<p>Learning the importance of respecting ourselves and others is an integral part of success. Learners will be introduced to what it means and looks like to show others respect. Specifically, learners will be taught the importance of showing respect to teachers and adults.</p>
	<p>Lesson 22: Respecting Others</p>	<p>Learners will continue to learn about the importance of respect and will see what it looks like to show respect to their peers.</p>
	<p>Lesson 23: How We Treat Others</p>	<p>We live in a world where everyone is different and unique. In this lesson, learners will be taught that even though someone might be different from them, it is still important to treat them with respect and kindness.</p>
	<p>Lesson 24: Celebrating Differences</p>	<p>Learners will celebrate everyone's differences by practicing what it looks like to show respect with an interactive activity.</p>

CASEL Competencies	Lesson Title	Lesson Description
<p>Unit 4: Relationship Skills</p>	<p>Lesson 25: The Golden Rules of Play</p>	<p>There are 5 Golden Rules of Playing with others. These golden rules ensure that everyone has fun and feels respected when they play with us. Learners will be taught the 5 golden rules of play and why these rules are so important.</p>
	<p>Lesson 26: Playing With Others</p>	<p>Learners will practice the Golden Rules of Play and improve their play skills with a fun and interactive game!</p>
	<p>Lesson 27: Being a Good Sport</p>	<p>Learners will be taught what it means to be a good sport and why being a good sport is so important when playing with others.</p>
	<p>Lesson 28: How to be a Good Sport</p>	<p>Learners will have the opportunity to practice strategies and ways to be a good sport with a fun and engaging interactive activity.</p>
	<p>Lesson 29: Asking For & Giving Help</p>	<p>Asking for help lets others know that we want to learn. Giving help shows kindness. Learners will be introduced to how to ask for help and how to give help.</p>
	<p>Lesson 30: Being Helpful</p>	<p>Being helpful requires learners to look out for certain clues that signal someone may need help. In this lesson, learners will be taught to practice perspective-taking so that they can be helpful towards others.</p>
	<p>Lesson 31: Apologizing</p>	<p>We all make mistakes, and that's okay! The important thing is that we apologize when we make a mistake. Learners will be taught what it looks like and means to apologize.</p>

CASEL Competencies	Lesson Title	Lesson Description
<p>Unit 4: Relationship Skills (Continued)</p>	<p>Lesson 32: Getting Along With Others</p>	<p>We can't always get our way. If we always try to control the situation, others will not want to be around us or get along with us. In this lesson, learners will learn the importance of getting along with others and strategies they can use to do so.</p>
<p>Unit 5: Responsible Decision-Making</p>	<p>Lesson 33: Staying Calm to Solve a Problem</p>	<p>We know that it is very hard to solve a problem and make good decisions when we are not calm. Learners will be taught how to 'press pause' before solving a problem they might be facing.</p>
	<p>Lesson 34: Problem-Solving Steps</p>	<p>Learners will be introduced to the steps towards solving a problem and the importance of being fair with this game.</p>
	<p>Lesson 35: Making Good Decisions</p>	<p>Some decisions are harder to make than others, and as we get older, we have more and more decisions to make each day. In this lesson, learners will be taught the steps for making a good decision.</p>
	<p>Lesson 36: Practice Solving Problems</p>	<p>In this lesson, learners will practice solving problems with a fun and interactive game.</p>
	<p>Lesson 37: Being Fair</p>	<p>Learners will practice being fair when solving problems they face with an interactive problem-solving video.</p>
	<p>Lesson 38: Making Smart Choices</p>	<p>With decisions come choices. Learners will think about and reflect on what it means to make a smart choice.</p>

CASEL Competencies	Lesson Title	Lesson Description
Unit 5: Responsible Decision-Making (Continued)	Lesson 39: Healthy Habits: THINK Method	It is important to think before we speak. In this lesson, learners will be introduced to a health habit called the THINK Method.
	Lesson 40: THINKING Before We Speak	Learners will explore the impact their words have on others and the importance of using the THINK method before they speak.

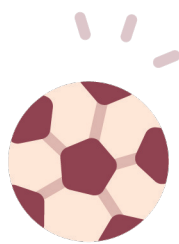

This Scope & Sequence reflects our all-done-for-you 40-week curriculum for jumping right into Social-Emotional Learning. We include guides and tips to help your teachers facilitate engaging lessons and fun learning experiences for their students.

Our team of experts is ready to help you get students started on their SEL journey.

Get in touch today



You may also request more information by visiting <https://bit.ly/SEL4All> or by scanning the QR code.



Scope and Sequence

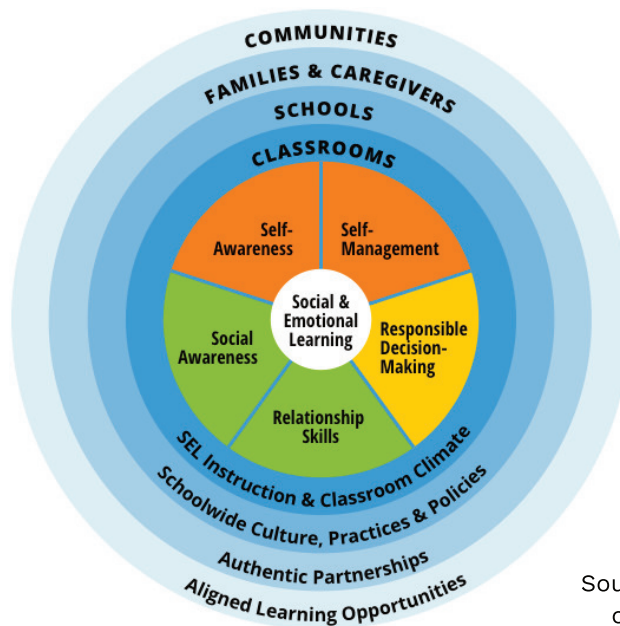
Grade 2

What is Social-Emotional Learning (SEL)?

Social-Emotional Learning helps us grow as individuals by developing an understanding of ourselves and others based on our unique and shared experiences. It is the foundation for how we shape our character, emotional health, behavioral responses, motivations, and critical thinking skills. It is also the catalyst or blocker for forming our capacity for empathy, the ability to weigh ethical and moral dilemmas, understand the perspectives of others, and create healthy, meaningful relationships that add richness to our lives. SEL promotes equity by teaching us how to stand up when we witness injustices. Ultimately, it is the roadmap that guides our growth potential as human beings and society as a whole.

Our Approach

Our ready-to-teach e-curricula provides educators with the roadmap to maximize their students' potential. From day one, educators are empowered with the tools needed to nurture foundational SEL skills in an engaging way with full lesson plans, including videos, digital worksheets, and role-playing activities. All teaching tools are provided digitally to maximize the outreach of information to influential adults such as parents, teacher aides, and recess supervisors in order to connect students to their community. Our curriculum follows the CASEL integrated framework and five core competencies seen in the visual wheel below. With support throughout every stage of learning, from introduction to real-life application, Everyday Speech instills confidence in SEL development that will help students shape healthier, happier, and more fulfilling futures.



©2020 CASEL. All Rights Reserved.
 Source: <https://casel.org/fundamentals-of-sel/what-is-the-casel-framework/>

CASEL Competencies	Lesson Title	Lesson Description
<p>Unit 1: Self-Awareness</p>	<p>Lesson 1: Growth vs. Fixed Mindset</p>	<p>Learners will be taught the difference between having a growth versus a fixed mindset. When we use a growth mindset instead of a fixed mindset, we believe we can succeed and improve.</p>
	<p>Lesson 2: Using Your Growth Mindset</p>	<p>Learners will have the opportunity to practice training their brain to think more positively by using their Growth Mindset.</p>
	<p>Lesson 3: My Emotions, My Choices</p>	<p>We have the power to recognize our emotions and take action based on how we are feeling. Learners will explore the benefits of turning inward to assess how big emotions make them feel in order to decide the best coping strategy to use.</p>
	<p>Lesson 4: Getting in Touch with Ourselves</p>	<p>In this lesson, learners will practice assessing and reflecting on their emotions with a fun and interactive game.</p>
	<p>Lesson 5: Determining Our Strengths</p>	<p>We all have strengths and weaknesses, and it is important to reflect on them! In this lesson, learners will be taught how to recognize and reflect on their own strengths.</p>
	<p>Lesson 6: Building Our Strengths</p>	<p>Learners will be invited to reflect on their personal strengths in different areas of their life.</p>
	<p>Lesson 7: How We Talk to Ourselves</p>	<p>Our inner voice plays a huge role in our success and how we feel about ourselves. In this lesson, learners will be taught how to notice and replace negative self-talk with positive self-talk.</p>

CASEL Competencies	Lesson Title	Lesson Description
Unit 1: Self-Awareness (Continued)	Lesson 8: Growing Confidence	As we practice replacing negative self-talk with positive self-talk, our confidence grows. In this lesson, learners are given the opportunity to grow their self-confidence by practicing positive self-talk.
Unit 2: Self-Management	Lesson 9: Using Deep Breaths to Calm Down	When feeling overwhelmed and experiencing strong emotions, we can always come back to our breath to help us return to equilibrium. In this lesson, learners discover the power of taking deep breaths.
	Lesson 10: Maintaining Self-Control	Learners explore that there are things in life that we can and cannot control. When something that is out of our control makes us upset, we have the power to maintain a sense of calm and self-control using a variety of strategies.
	Lesson 11: Using Your Self-Controller	Learners practice using self-control to manage their emotions with an exploratory series of virtual interactions.
	Lesson 12: Working Through Challenges	We all face challenges and have to decide on the best solutions when working through those challenges. Learners will explore different challenges and their solutions.
	Lesson 13: Tuning In	Tuning in helps us observe where we are, how we are feeling, and how to best respond to our emotions, situations, or environment. Learners will be taught how to tune in and why it is an important skill to practice.

CASEL Competencies	Lesson Title	Lesson Description
Unit 2: Self-Management (Continued)	Lesson 14: Thinking About Others	It is always important to consider others' feelings to keep those around us feeling good. In this lesson, learners will be taught the steps that help us to think about others.
	Lesson 15: Setting Goals	We set goals to keep us focused on something we want to accomplish. In this lesson, learners will learn some tips for how to set a goal.
	Lesson 16: How We Behave in School	It is important to be on our best behavior in school to ensure we are setting a good example, thinking about others, and keeping ourselves and those around us safe. In this lesson, learners will participate in a fun and interactive game to practice good school behavior.
Unit 3: Social Awareness	Lesson 17: Seeing Others' Point of View	The ability to see others' points of view and place ourselves in others' shoes is an important skill when it comes to building social awareness. In this lesson, learners will be taught how to see others' points of view and why it matters.
	Lesson 18: Recognizing How Others Feel	In this lesson, learners will be taught the steps to take in order to identify, recognize, and acknowledge others' emotions.
	Lesson 19: Getting Along With Siblings	This lesson teaches the importance of respecting family members. Learners will specifically discover ways they can resolve conflicts with their siblings. These skills can be transferred to resolving conflicts with friends and peers.

CASEL Competencies	Lesson Title	Lesson Description
Unit 3: Social Awareness (Continued)	Lesson 20: Being Thoughtful	Learners will practice being thoughtful by partaking in an activity that involves recognizing classmates or peers for being kind to one another.
	Lesson 21: Expressing Yourself	This lesson teaches learners that it is important to express your feelings and advocate for yourself when you are in need in a calm and respectful way.
	Lesson 22: Say How You're Feeling	Learners are taught to say how they are feeling in a polite manner while also respecting others' thoughts, feelings, and opinions.
	Lesson 23: We're All Unique	We all bring different ideas and perspectives to the world. Learners will be taught the value of celebrating each of our differences and embracing our uniqueness.
	Lesson 24: Situational Awareness	Observing our surroundings helps us to make good decisions and be more aware of others' feelings. Learners will be provided with the opportunity to assess multiple situations and decide how to respond in a respectful manner.
Unit 4: Relationship Skills	Lesson 25: 5 Steps to Play	Learners will explore the five steps to play, which helps them break down playing games with others into five easy steps, so everyone has fun.

CASEL Competencies	Lesson Title	Lesson Description
Unit 4: Relationship Skills (Continued)	Lesson 26: Seeking Out Friends	In the lessons, learners are taught to reflect on the interests and qualities they look for in a friend in order to seek out positive friendships.
	Lesson 27: Including Everyone	Learners will be taught that it is important to include everyone when working or playing with others to ensure everyone feels valued.
	Lesson 28: How to be Inclusive	Learners will be taught the effects leaving others out has. They will learn ways to be more inclusive and why including others is important.
	Lesson 29: Fairness	In this lesson, learners will be taught the meaning of fairness, how to assess whether something is fair or unfair, and how to best respond when something seems unfair.
	Lesson 30: Being Fair With Friends	Learners will have the opportunity to practice being fair with friends by working through a variety of virtual scenarios.
	Lesson 31: Being a Good Sport	Learners will practice good sportsmanship with a fun and interactive learning activity.
	Lesson 32: Friendship Conflicts	In this lesson, learners practice conflict resolution with friends. When conflicts between friends arise, it is important to remain calm, be respectful, and consider others' feelings in order to work towards a solution.

CASEL Competencies	Lesson Title	Lesson Description
<p>Unit 5: Responsible Decision-Making</p>	<p>Lesson 33: Being a Problem Solver</p>	<p>Learners will see what it looks like to be a problem solver. In this lesson, we will break down problems step by step in order to determine the best solutions!</p>
	<p>Lesson 34: Practice Problem-Solving</p>	<p>Learners will practice improving their problem-solving skills with a fun and interactive game.</p>
	<p>Lesson 35: Thinking Before We Speak</p>	<p>When we don't think before we speak, we can hurt other people's feelings. In this lesson, learning will be introduced to the THINK method in order to be sure they stop and think before they speak.</p>
	<p>Lesson 36: Think It or Say It</p>	<p>Some thoughts are better left unsaid. In this lesson, learners will practice evaluating whether they should keep a thought in their head or say it out loud.</p>
	<p>Lesson 38: Recognizing Safe Situations</p>	<p>Learners will practice recognizing whether a situation is safe or unsafe with an interactive activity.</p>
	<p>Lesson 39: Healthy Habits: Learning About What We Eat</p>	<p>In this lesson, learners will be introduced to what it means to have healthy eating habits and why making healthy choices is so important for our minds and bodies.</p>
	<p>Lesson 40: Healthy Habits: Keeping Us Healthy</p>	<p>Learners will practice identifying healthy eating habits with a coloring activity.</p>

This Scope & Sequence reflects our all-done-for-you 40-week curriculum for jumping right into Social-Emotional Learning. We include guides and tips to help your teachers facilitate engaging lessons and fun learning experiences for their students.

Our team of experts is ready to help you get students started on their SEL journey.

Get in touch today



You may also request more information by visiting <https://bit.ly/SEL4All> or by scanning the QR code.



Scope and Sequence

9 pages

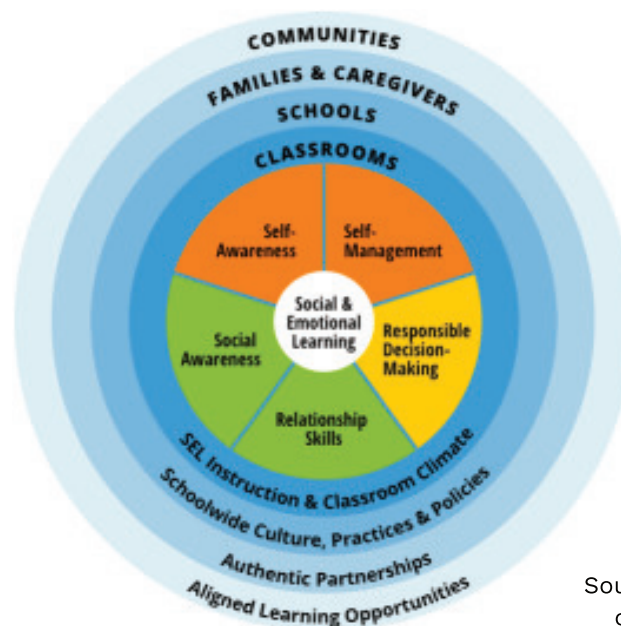
Grade 3

What is Social-Emotional Learning (SEL)?

Social-Emotional Learning helps us grow as individuals by developing an understanding of ourselves and others based on our unique and shared experiences. It is the foundation for how we shape our character, emotional health, behavioral responses, motivations, and critical thinking skills. It is also the catalyst or blocker for forming our capacity for empathy, the ability to weigh ethical and moral dilemmas, understand the perspectives of others, and create healthy meaningful relationships that add richness to our lives. SEL promotes equity by teaching us how to stand up when we witness injustices. Ultimately, it is the roadmap that guides our growth potential as human beings and as a society as a whole.

Our Approach

Our ready-to-teach e-curricula provides educators with the roadmap to maximize their students' potential. From day one, educators are empowered with the tools needed to nurture foundational SEL skills in an engaging way with full lesson plans including videos, digital worksheets, and role-playing activities. All teaching tools are provided digitally to maximize the outreach of information to influential adults such as parents, teacher aides, and recess supervisors in order to connect students to their community. Our curriculum follows the CASEL integrated framework and five core competencies seen in the visual wheel below. With support throughout every stage of learning, from introduction to real-life application, Everyday Speech instills confidence in SEL development that will help students shape healthier, happier, and more fulfilling futures.



©2020 CASEL. All Rights Reserved.
Source: <https://casel.org/fundamentals-of-sel/what-is-the-casel-framework/>

CASEL Competencies	Lesson Title	Lesson Description
<p>Unit 1: Self-Awareness</p>	Lesson 1: The Power of Yet	Learners will see what it looks like to utilize a growth mindset by incorporating the word “yet” into their vocabulary.
	Lesson 2: Learning to Say Yet	Learners will practice turning fixed mindset statements into growth mindset statements by utilizing the power of ‘yet.’
	Lesson 3: Identifying Feelings	In this lesson, learners will practice interpreting and identifying emotions with this interactive experience.
	Lesson 4: Recognizing Feelings Around You	Learners will have the opportunity to practice recognizing and understanding the feelings of those around them with this interactive game.
	Lesson 5: Building Self-Esteem	In this lesson, learners will be introduced to the importance of having positive self-esteem. The ways learners can build their self-esteem will be discussed and explored.
	Lesson 6: Focusing on Self-Talk	Our inner thoughts play a large role in our level of confidence. In this lesson, learners will practice building their self-esteem with this positive self-talk interactive activity.
	Lesson 7: Keep Trying Even If It's Hard	It's important not to give up just because something is difficult. In this lesson, learners will be taught ways they can shift their attitude and inner thoughts in order to keep trying even when things get hard.

CASEL Competencies	Lesson Title	Lesson Description
Unit 1: Self-Awareness (Continued)	Lesson 8: Growing Resilience	Learners will practice showcasing resilience by brainstorming positive thoughts and actions in order to work through proposed challenges.
Unit 2: Self-Management	Lesson 9: Managing Your Feelings	Changing the Channel on Feeling helps learners manage and self-regulate when experiencing powerful emotions. In this lesson, learners will be shown how to get back in control of their emotions when they start to feel overwhelmed.
	Lesson 10: Ranges of Feelings	It is normal to experience a wide range of feelings and emotions as we go throughout our day. In this lesson, learners will have the opportunity to practice self-control and various calming strategies in order to Change the Channel on their feelings and reactions.
	Lesson 11: Belly Breathing Introduction	Belly Breathing is a calming strategy with a variety of mental and physical health benefits. In this lesson, learners will be taught how to belly breathe and when to use it.
	Lesson 12: Stress Busting Strategies	Learners will continue to practice stress management with a new strategy called the Self-Controller Scanner.
	Lesson 13: Self-Regulation	In this lesson, learners will participate in an interactive game to apply their newly acquired self-regulation skills and strategies.

CASEL Competencies	Lesson Title	Lesson Description
Unit 2: Self-Management (Continued)	Lesson 14: Succeeding in School	When we set goals for ourselves, we are more likely to achieve them. In this lesson, learners will practice brainstorming and writing personal and school goals.
	Lesson 15: Becoming a Listener	Listening is key to building positive relationships and achieving success in school and life. In this lesson, learners will be taught the importance of listening in class to show respect and to help us learn.
	Lesson 16: Following Directions Steps	Learners will be reminded of the steps to take in order to ensure they are following directions. Following directions demonstrates independence and helps us to be successful as we learn.
Unit 3: Social Awareness	Lesson 17: Empathy Essentials	Empathy is understanding how someone else feels and showing them we care. In this lesson, learners will be taught how to feel and show empathy.
	Lesson 18: Showing Empathy	When we understand and showcase empathy, we build stronger, more positive, and successful relationships. In this lesson, learners will practice showing empathy to others with an interactive activity.
	Lesson 19: Are You a Team Player?	In this lesson, learners will be taught how to be a team player and will learn about the positive impacts being a team player and working well with others has on their relationships and interactions.

CASEL Competencies	Lesson Title	Lesson Description
Unit 3: Social Awareness (Continued)	Lesson 20: Working in Groups	Learners will be taught to recognize the key language phrases and strategies that effectively help groups work together in order to successfully distribute tasks, accept suggestions, respectfully disagree, and keep others on task.
	Lesson 21: Showing Respect	Respect is treating others in a way that makes them feel valued. In this lesson, learners will be taught the foundations of showing respect.
	Lesson 22: Respecting Everyone	It is very important to respect others regardless of their race, gender, culture, abilities, and interests. Learners will see what it looks like to respect someone even when we disagree.
	Lesson 23: Talking About Bullying	There's a difference between friendly teasing, hurtful teasing, and bullying. In this lesson, learners are taught the definition of bullying and are shown models of the four types: verbal, physical, social, and cyber.
	Lesson 24: Standing Up to Bullying	In this lesson, learners are taught the difference between being a bystander and being an upstander when it comes to bullying. It is important to be an upstander when we witness someone being bullied.
Unit 4: Relationship Skills	Lesson 25: Foundations of Friendship	Learners will review the basic steps of seeking out quality friendships and learn how to build stronger relationships over time.

CASEL Competencies	Lesson Title	Lesson Description
<p>Unit 4: Relationship Skills (Continued)</p>	<p>Lesson 26: Friendship Qualities</p>	<p>Many qualities and skills are important to consider when it comes to friendship. In this lesson, learners will practice identifying qualities they should look for in a true friend.</p>
	<p>Lesson 27: Compromising With Others</p>	<p>Compromising means giving up part of what you want to allow someone to have part of what they want. In this lesson, learners will be taught how to compromise with others and the importance of applying this skill in their relationships.</p>
	<p>Lesson 28: How to Compromise</p>	<p>In this lesson, learners will practice compromising with others by brainstorming ideas that will appease everyone involved in the scenarios provided.</p>
	<p>Lesson 29: Forgiving Others</p>	<p>In this lesson, learners will be taught the importance of forgiveness and the steps to take in order to forgive others.</p>
	<p>Lesson 30: The Power of Forgiveness</p>	<p>When we choose forgiveness, we let go of negative feelings and become happier and healthier individuals! In this lesson, learners will reflect on the feelings associated with forgiveness.</p>
	<p>Lesson 31: Handling Conflict</p>	<p>In this lesson, learners will be taught how to appropriately navigate through conflicts that arise between friends.</p>
	<p>Lesson 32: Solving Problems with Friends</p>	<p>In this lesson, learners will practice solving problems that arise between friends with an interactive game.</p>

CASEL Competencies	Lesson Title	Lesson Description
<p>Unit 5: Responsible Decision-Making</p>	<p>Lesson 33: Understanding Consequences</p>	<p>Accepting a consequence can be difficult. However, if we don't accept the consequences of our actions, our situation is likely to become worse. This lesson defines consequence and teaches learners how to calm down in order to make the best choice.</p>
	<p>Lesson 34: Accepting a Consequence</p>	<p>In this lesson, learners will practice navigating situations where they have to take responsibility and accept the consequence of their actions.</p>
	<p>Lesson 35: Solving My Own Problem</p>	<p>Learners will be taught the steps to successfully solve a problem and will learn how to apply this strategy in their own life.</p>
	<p>Lesson 36: Reacting to Problems</p>	<p>Not all problems we face are the same. Some problems are small and can be solved on your own, while other problems are big and need a trusted adult to help solve. In this lesson, learners will practice appropriately approaching solving a problem based on its size.</p>
	<p>Lesson 37: Making Decisions</p>	<p>Part of getting older means making more of our own decisions. This lesson teaches learners the steps to making good decisions when faced with a challenge.</p>
	<p>Lesson 38: Weighing Solutions</p>	<p>In this lesson, learners will practice the importance of making good decisions with an activity that requires them to pick out and analyze the consequences of poor decisions.</p>

CASEL Competencies	Lesson Title	Lesson Description
Unit 5: Responsible Decision-Making (Continued)	Lesson 39: Healthy Habits; Exercising	Making healthy choices such as exercising regularly is so important for our minds and bodies. In this lesson, learners will be taught the importance of exercise and daily movement.
	Lesson 40: Healthy Habits: Let's Get Moving	Learners will practice implementing exercise into their life with a fun craft that gets them moving!


This Scope & Sequence reflects our all-done-for-you 40-week curriculum for jumping right into Social-Emotional Learning. We include guides and tips to help your teachers facilitate engaging lessons and fun learning experiences for their students.

Our team of experts is ready to help you get students started on their SEL journey.

Get in touch today



You may also request more information by visiting <https://bit.ly/SEL4All> or by scanning the QR code.



Scope and Sequence

10 pages

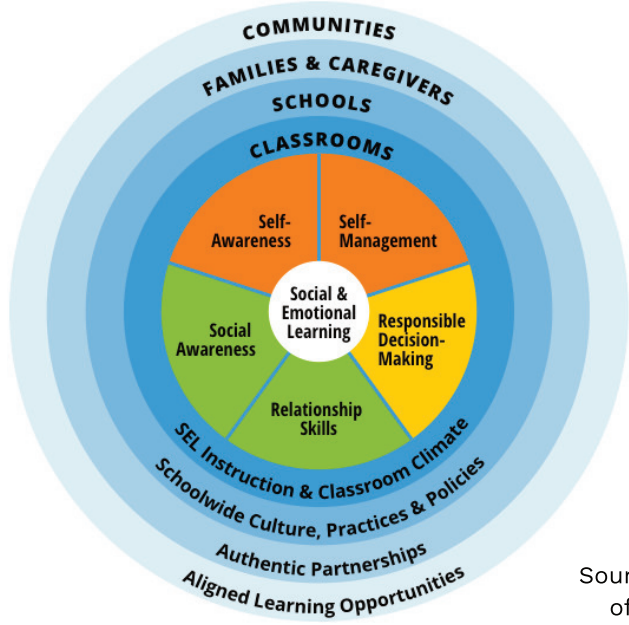
Grade 4

What is Social-Emotional Learning (SEL)?

Social-Emotional Learning helps us grow as individuals by developing an understanding of ourselves and others based on our unique and shared experiences. It is the foundation for how we shape our character, emotional health, behavioral responses, motivations, and critical thinking skills. It is also the catalyst or blocker for forming our capacity for empathy, the ability to weigh ethical and moral dilemmas, understand the perspectives of others, and create healthy meaningful relationships that add richness to our lives. SEL promotes equity by teaching us how to stand up when we witness injustices. Ultimately, it is the roadmap that guides our growth potential as human beings and as a society as a whole.

Our Approach

Our ready-to-teach e-curricula provides educators with the roadmap to maximize their students' potential. From day one, educators are empowered with the tools needed to nurture foundational SEL skills in an engaging way with full lesson plans including videos, digital worksheets, and role-playing activities. All teaching tools are provided digitally to maximize the outreach of information to influential adults such as parents, teacher aides, and recess supervisors in order to connect students to their community. Our curriculum follows the CASEL integrated framework and five core competencies seen in the visual wheel below. With support throughout every stage of learning, from introduction to real-life application, Everyday Speech instills confidence in SEL development that will help students shape healthier, happier, and more fulfilling futures.



©2020 CASEL. All Rights Reserved.
 Source: <https://casel.org/fundamentals-of-sel/what-is-the-casel-framework/>

CASEL Competencies	Lesson Title	Lesson Description
<p>Unit 1: Self-Awareness</p>	Lesson 1: Believing in Yourself	Your mindset has a direct influence on whether or not you will succeed at something. This lesson teaches learners the steps to using a growth mindset in order to help us believe in ourselves.
	Lesson 2: Keeping a Growth Mindset	This lesson provides learners with the opportunity to practice keeping a growth mindset while reflecting on things in their life that have room for improvement.
	Lesson 3: Coping With Tough Emotions Introduction	It is easy for negative feelings to fill our brains and take control of our minds and body. In this lesson, learners will be taught how to positively and successfully cope with large, negative feelings in order to gain control of their response to tough emotions.
	Lesson 4: Looking Inwards	We all have strengths and the ability to improve our weaknesses. In this lesson, learners will be taught to celebrate and recognize their strengths while utilizing a growth mindset to improve in other areas.
	Lesson 5: Recognizing Our Strengths	We all have strengths and the ability to improve our weaknesses. In this lesson, learners will be taught to celebrate and recognize their strengths while utilizing a growth mindset to improve in other areas.

CASEL Competencies	Lesson Title	Lesson Description
Unit 1: Self-Awareness (Continued)	Lesson 6: Resilience	Resilience is the ability to overcome setbacks. This interactive lesson provides learners with the opportunity to practice using a growth mindset in order to become resilient.
	Lesson 7: Who are My Resources?	In this lesson, resources refer to the people in your life whom you can turn to for support. Learners will be taught how to recognize and evaluate the resources they can turn to when they need help.
	Lesson 8: Sources of Support	In this lesson, learners will reflect on who their supports or resources are in different areas of their life.
Unit 2: Self-Management	Lesson 9: Staying Calm	Learners will be taught how to grow awareness of their response to strong emotions and how to return to a calm state independently.
	Lesson 10: Handling Pressure	It is common to feel pressure and stressful emotions at school. This lesson teaches learners a strategy they can use to remain calm and handle pressure appropriately when they are faced with something stressful at school.
	Lesson 11: Mastering Mindfulness	Mindfulness is an essential skill to ensure physical and mental health and wellness. In this lesson, learners will be taught how mindfulness helps us and will be provided with a variety of mindful techniques to practice each day.

CASEL Competencies	Lesson Title	Lesson Description
<p>Unit 2: Self-Management (Continued)</p>	<p>Lesson 12: Focusing on Well-Being</p>	<p>This lesson provides learners with the opportunity to independently plan positive aspects of their day and manage their time productively at home in order to ensure their overall sense of well-being.</p>
	<p>Lesson 13: Keeping Focus</p>	<p>We face thousands of distractions each and every day. Improving our ability to focus and ignore distractions will improve our ability to learn and aid in the completion of tasks. In this lesson, learners will be taught strategies for improving and maintaining focus throughout their day.</p>
	<p>Lesson 14: Managing Yourself</p>	<p>Learners will be taught how to utilize self-management skills in order to successfully follow directions.</p>
	<p>Lesson 15: Goal-Setting</p>	<p>There is a clear difference between a wish and a goal. In this lesson, learners will discover the benefits of setting a tangible goal and will be taught how to set an achievable goal.</p>
	<p>Lesson 16: My Goal This Month</p>	<p>Learners will practice setting their own tangible goals in different areas of their life with a goal-setting activity. The goal will be personal, specific, and attainable in one month.</p>
<p>Unit 3: Social Awareness</p>	<p>Lesson 17: Group Perspectives</p>	<p>Our class, family, friends, and teammates are some examples of the groups we are a part of. This lesson teaches learners the importance of being good team players and why we need to consider others' perspectives and feelings in all of these groups.</p>

CASEL Competencies	Lesson Title	Lesson Description
Unit 3: Social Awareness (Continued)	Lesson 18: Being a Social Chameleon	In this lesson, learners will be taught how to successfully adapt to social situations by tuning into the actions and perspectives of others.
	Lesson 19: Showing Gratitude	Gratitude plays a large role in leading happy and healthy lives. This lesson teaches learners a variety of ways to regularly practice and show gratitude.
	Lesson 20: What am I Grateful For?	Taking time to recognize what you're grateful for in your life helps you appreciate what you have. This lesson provides learners with the opportunity to reflect on the various things they are grateful for in different areas of their lives.
	Lesson 21: Being Proud of Who I Am	This lesson teaches students to be proud of who they are and who others are. Being proud of who we are means we accept ourselves and love ourselves as we are. We also celebrate and respect others for who they are regardless of differences in abilities.
	Lesson 22: Celebrating Differences	Part of celebrating one another's differences stems from loving and celebrating ourselves. In this lesson, learners will practice celebrating their different strengths and weaknesses by answering questions about what they love about themselves, their family, and their community!

CASEL Competencies	Lesson Title	Lesson Description
Unit 3: Social Awareness (Continued)	Lesson 23: The Four Types of Bullying	There are different types of bullying, and it is important to be able to identify each. This lesson teaches learners about the four types of bullying: verbal, physical, social, and cyber.
	Lesson 24: Bullying Prevention	A large part of bullying prevention is recognizing when bullying is occurring. In this lesson, learners will explore how to recognize and prevent cyberbullying.
Unit 4: Relationship Skills	Lesson 25: Reflective Listening	Listening is an essential part of building healthy relationships. This lesson teaches learners how to use reflective listening and why it is important to use it.
	Lesson 26: I Hear You	It's important to be attentive listeners. This shows we care and helps us engage in meaningful conversations. This lesson provides learners with the opportunity to practice reflective listening.
	Lesson 27: Peer Pressure	We want to be careful that our friend group never gangs up on us, is mean to us, or pressures us to do something we don't feel comfortable doing. This lesson teaches learners how to recognize and combat when friends are not looking out for your best interest and are peer pressuring you.

CASEL Competencies	Lesson Title	Lesson Description
Unit 4: Relationship Skills (Continued)	Lesson 28: How to Handle Bullying	In this lesson, learners are provided with the opportunity to practice successfully and appropriately navigating proposed situations where they or others are being bullied.
	Lesson 29: Caring for Others	Understanding and caring for others plays a very large role in our friendships, family, and other relationships. Learners will be given strategies to show and provide care for others.
	Lesson 30: Showing Empathy	When we understand and showcase empathy, we build stronger, more positive, and successful relationships. In this lesson, learners will practice being empathetic towards others.
	Lesson 31: How We're Treated Online	Social Media can be a positive and negative tool in our life. This lesson teaches learners to be more mindful of social media use and highlights the impact social media has on their relationships and overall well-being.
	Lesson 32: How Social Media Impacts Friendships	The way we behave on social media can greatly affect our friendships. This lesson provides learners with the opportunity to practice responsible, healthy, and kind social media decisions.
Unit 5: Responsible Decision-Making	Lesson 33: Using Problem-Solving Steps	In this lesson, learners will practice their problem-solving and critical thinking skills by reviewing the steps towards successfully solving a problem.

CASEL Competencies	Lesson Title	Lesson Description
<p>Unit 5: Responsible Decision-Making (Continued)</p>	<p>Lesson 34: Problems Practice</p>	<p>Learners will apply their problem-solving and decision-making skills with this fun and interactive lesson.</p>
	<p>Lesson 35: Managing Our Reactions</p>	<p>We can't always avoid or control the problems and challenges we face, but we can control how we react to them. This lesson provides learners with tools and strategies they can use to calmly and successfully navigate problems and challenges they face.</p>
	<p>Lesson 36: My Anger Signs</p>	<p>Anger is a normal emotion to experience. This lesson provides learners with how to recognize the onset of anger and how to appropriately respond to those signs and feelings.</p>
	<p>Lesson 37: Decision-Making</p>	<p>As we get older, we are faced with larger, more complex decisions. This lesson equips learners with tools and strategies to become better decision-makers.</p>
	<p>Lesson 38: Imperfect Decisions</p>	<p>Sometimes we are forced to make imperfect decisions. When this happens, it is important that we try our best to do the best we can for ourselves and others. This lesson provides learners with the opportunity to practice navigating imperfect decisions.</p>
	<p>Lesson 39: Healthy Habits: Using Social Media</p>	<p>Establishing healthy boundaries and habits around social media use is very important. This lesson provides learners with the strategies and steps to take in order to create healthy social media habits.</p>

CASEL Competencies	Lesson Title	Lesson Description
Unit 5: Responsible Decision-Making (Continued)	Lesson 40: Healthy Habits: Realistic Goals	Setting goals helps us to achieve and maintain healthy habits. In this lesson, learners will set goals in 4 areas related to their health and wellness.

This Scope & Sequence reflects our all-done-for-you 40-week curriculum for jumping right into Social-Emotional Learning. We include guides and tips to help your teachers facilitate engaging lessons and fun learning experiences for their students.

Our team of experts is ready to help you get students started on their SEL journey.

Get in touch today



You may also request more information by visiting <https://bit.ly/SEL4All> or by scanning the QR code.



Scope and Sequence

9 pages

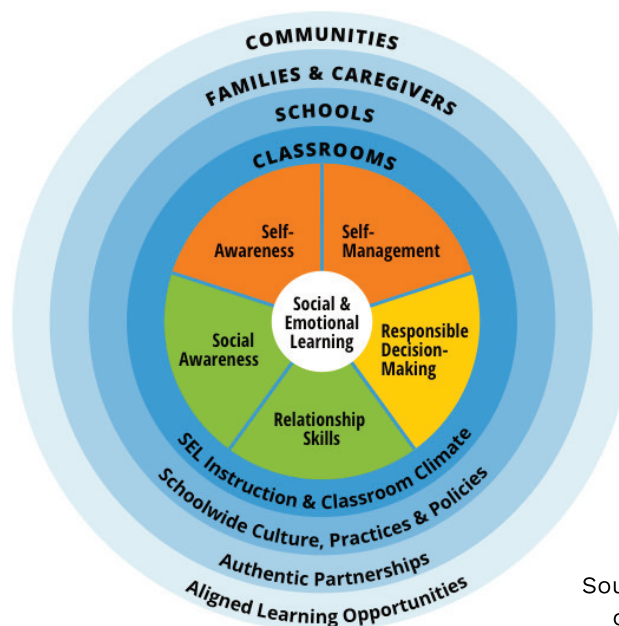
Grade 5

What is Social-Emotional Learning (SEL)?

Social-Emotional Learning helps us grow as individuals by developing an understanding of ourselves and others based on our unique and shared experiences. It is the foundation for how we shape our character, emotional health, behavioral responses, motivations, and critical thinking skills. It is also the catalyst or blocker for forming our capacity for empathy, the ability to weigh ethical and moral dilemmas, understand the perspectives of others, and create healthy meaningful relationships that add richness to our lives. SEL promotes equity by teaching us how to stand up when we witness injustices. Ultimately, it is the roadmap that guides our growth potential as human beings and as a society as a whole.

Our Approach

Our ready-to-teach e-curricula provides educators with the roadmap to maximize their students' potential. From day one, educators are empowered with the tools needed to nurture foundational SEL skills in an engaging way with full lesson plans including videos, digital worksheets, and role-playing activities. All teaching tools are provided digitally to maximize the outreach of information to influential adults such as parents, teacher aides, and recess supervisors in order to connect students to their community. Our curriculum follows the CASEL integrated framework and five core competencies seen in the visual wheel below. With support throughout every stage of learning, from introduction to real-life application, Everyday Speech instills confidence in SEL development that will help students shape healthier, happier, and more fulfilling futures.



©2020 CASEL. All Rights Reserved.
Source: <https://casel.org/fundamentals-of-sel/what-is-the-casel-framework/>

CASEL Competencies	Lesson Title	Lesson Description
<p>Unit 1: Self-Awareness</p>	<p>Lesson 1: How We Grow From Our Challenges</p>	<p>In this lesson, learners are taught how to use their growth mindset in order to grow their skills and overcome challenges.</p>
	<p>Lesson 2: Reframe a Fixed Mindset</p>	<p>Your mindset can influence whether or not you will succeed at something. Learners will practice reframing their negative, fixed mindset to a positive, growth mindset.</p>
	<p>Lesson 3: What Do I Value?</p>	<p>Our core values guide our actions and determine our priorities. This lesson teaches learners how to identify their values and use them to guide their decisions.</p>
	<p>Lesson 4: My Traits & Values</p>	<p>Our core values are what matter most to us. In this lesson, learners will identify their values.</p>
	<p>Lesson 5: Learning Accountability</p>	<p>Learning accountability is crucial to success, growth, and independence. This lesson teaches learners the importance of being accountable learners and ways they can increase their accountability.</p>
	<p>Lesson 6: Taking Pride in Ourselves</p>	<p>When we take pride in ourselves, we have a strong sense of self-worth. In this lesson, learners will recognize and acknowledge the things they like, admire, and feel proud of within themselves.</p>
	<p>Lesson 7: Increasing Self-Esteem</p>	<p>Self-esteem is the group of beliefs we hold about ourselves. In this lesson, learners will be taught how to increase their self-esteem with a variety of strategies.</p>

CASEL Competencies	Lesson Title	Lesson Description
Unit 1: Self-Awareness (Continued)	Lesson 8: Confidence Boost	Learners will be given a confidence boost with this lesson that provides them with the opportunity to recognize and acknowledge positive self traits within themselves and their peers.
Unit 2: Self-Management	Lesson 9: Cultivating Coping Skills	Anxiety is powerful feeling of worry and fear that can stop us from thinking and doing positive things. This teaches learners about anxiety and provides them with a variety of coping mechanisms to cultivate.
	Lesson 10: Recognize Negative Self-Talk	It is important to learn about the common types of negative self-talk so that we can learn to recognize and prevent those types of inner thoughts. In this lesson, learners will practice identifying the different kinds of negative self-talk.
	Lesson 11: Box Breathing	Deep breathing is an excellent way to calm our mind and body. In this lesson, learners will be taught a breathing technique called box breathing.
	Lesson 12: Taking a Brain Break	Brain breaks are essential. They help us stay focused and pay attention. In this lesson, learners will be taught the value of participating in brain breaks and will be equipped with a variety of different brain breaks they can use when needed.
	Lesson 13: Motivational Strategies	This lesson teaches learners the importance of being self-motivated. Learners will be given strategies that can be used to help them become more self-motivated when they are having a hard time getting started.

CASEL Competencies	Lesson Title	Lesson Description
Unit 2: Self-Management (Continued)	Lesson 14: What Motivates Me?	Motivators give us a reason for doing something. In this lesson, learners will identify their motivators so that they can feel excited and ready to take action towards their goals and tasks.
	Lesson 15: SMART Goals	Goals need timeframes and measurable action steps in order to be more achievable. This lesson teaches learners how to set SMART (Specific, Measurable, Attainable, Relevant, Time-Bound) goals.
	Lesson 16: Writing SMART Goals	In this lesson, learners are provided with the opportunity to practice turning goals into SMART goals.
Unit 3: Social Awareness	Lesson 17: Being Empathetic	Practicing empathy allows us to build stronger, more positive, and successful relationships. This lesson teaches learners what empathy is, why it is important to be empathetic, and how to show empathy towards others.
	Lesson 18: Our Impact	In this lesson, learners will grow aware of their impact on one another by practicing showing empathy to others.
	Lesson 19: The Role of Community	Being a part of a community plays a large role in the meaning of our lives. In this lesson, learners will explore what it means to be a part of a community and the positive impact being a part of a community can have.
	Lesson 20: Why Community Matters	In this lesson, learners will reflect on being members of their own communities and how it makes them feel.

CASEL Competencies	Lesson Title	Lesson Description
Unit 3: Social Awareness (Continued)	Lesson 21: Showing Respect	Respect is treating others in a way that makes them feel valued. This lesson teaches learners the value and importance of respecting everyone regardless of differences.
	Lesson 22: Respecting Everyone	In this lesson, learners will reflect on the meaning and application of respect and why it is so important to be respectful towards themselves and others.
	Lesson 23: Opposing Prejudice	Prejudice hurts people by making them feel unequal, unwelcome, and ashamed of who they are. In this lesson, learners will gain knowledge surrounding the meaning of prejudice and how they can contribute to the prevention and opposition of prejudice.
	Lesson 24: Standing Up For Others	Through our words, actions, and beliefs, we can help others feel welcomed, included, and equal. In this lesson, learners will have the opportunity to reflect on the importance of standing up for others.
Unit 4: Relationship Skills	Lesson 25: Listening Intentionally	Listening is an essential part of building healthy relationships. This lesson teaches learners how to use reflective listening to help them become intentional listeners.
	Lesson 26: Practicing Listening	In this lesson, learners will solidify their knowledge and understanding of active listening with an activity.

CASEL Competencies	Lesson Title	Lesson Description
<p>Unit 4: Relationship Skills (Continued)</p>	<p>Lesson 27: Compromising Over Time</p>	<p>The ability to compromise is an essential skill in building healthy relationships. In this lesson, learners are taught that sometimes we give up all of what we want in the moment in order to get what we want next time or another time in the future.</p>
	<p>Lesson 28: Conflicts with Friends</p>	<p>It is normal to experience conflict with friends from time to time, but it is important to resolve disagreements and forgive others. This lesson provides learners with the opportunity to practice their conflict resolution skills.</p>
	<p>Lesson 29: Self-Advocacy with Friends</p>	<p>When we speak up about our needs, we are practicing self-advocacy. In this lesson, learners are taught the importance of communicating our thoughts and feelings to our friends, as well as speaking up for what we need.</p>
	<p>Lesson 30: Making Supportive Friends</p>	<p>It's important to have positive and supportive friendships. Friends that support, care about, and uplift each other help one another feel valued and respected. In this lesson, learners reflect on what it means to make and maintain supportive friendships.</p>
	<p>Lesson 31: Setting Boundaries</p>	<p>Setting boundaries helps us to respect ourselves and honor our feelings and values. In this lesson, learners will be taught how to set personal boundaries and the importance of establishing their own boundaries.</p>

CASEL Competencies	Lesson Title	Lesson Description
Unit 4: Relationship Skills (Continued)	Lesson 32: Who Do I Trust?	It is important to recognize whom we can trust. In this lesson, learners will identify the qualities of those who are trustworthy and those who are untrustworthy.
Unit 5: Responsible Decision-Making	Lesson 33: Being Dependable	A dependable person is someone trustworthy and reliable. This lesson teaches the importance of dependability and ways to practice becoming dependable.
	Lesson 34: Our Responsibilities	In this lesson, learners reflect on their responsibilities. They are taught that being responsible means doing things you are expected to do without reminders, following through on tasks or promises, and making the right choice even when it's difficult.
	Lesson 35: Ethical Dilemmas	In this lesson, learners are taught how to best navigate ethical dilemmas in order to help them feel prepared to make the best choice for themselves and others when they occur.
	Lesson 36: Problem-Solving	In this lesson, learners will practice making responsible decisions by identifying problems, evaluating the size of problems, thinking of solutions, and evaluating solutions.
	Lesson 37: Positive Role Models	In this lesson, learners are taught how to identify positive role models in their lives based on the qualities and values they hold.

CASEL Competencies	Lesson Title	Lesson Description
Unit 5: Responsible Decision-Making (Continued)	Lesson 38: Who We Look Up To	In this lesson, learners are provided the opportunity to identify and thank a positive role model in their life.
	Lesson 39: Healthy Habits: Sleep Hygiene	Quality sleep is crucial to our health, wellness, and development. This lesson teaches learners the importance of good sleep and how to achieve healthy sleep hygiene.
	Lesson 40: Healthy Habits: Sleep Habits	This lesson provides learners with the opportunity to identify healthy and unhealthy sleep habits in order to gain awareness and insight into their own sleep hygiene.

This Scope & Sequence reflects our all-done-for-you 40-week curriculum for jumping right into Social-Emotional Learning. We include guides and tips to help your teachers facilitate engaging lessons and fun learning experiences for their students.

Our team of experts is ready to help you get students started on their SEL journey.

Get in touch today



You may also request more information by visiting <https://bit.ly/SEL4All> or by scanning the QR code.



Scope and Sequence

5 pages

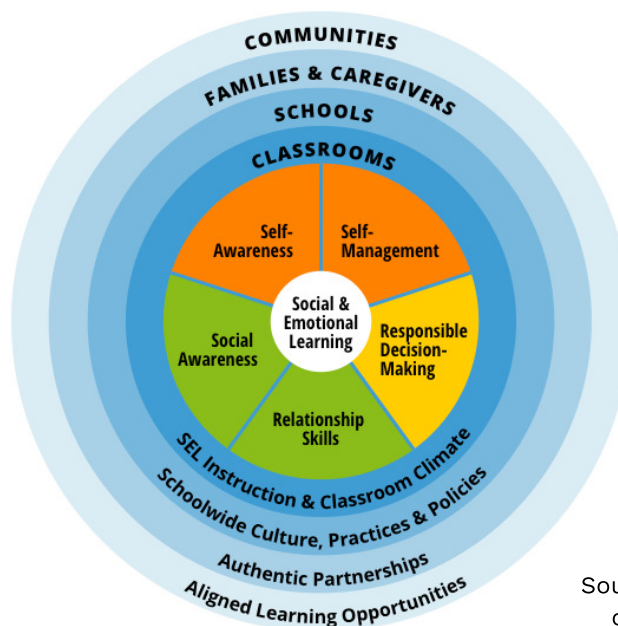
Grade 6

What is Social-Emotional Learning (SEL)?

Social-Emotional Learning helps us grow as individuals by developing an understanding of ourselves and others based on our unique and shared experiences. It is the foundation for how we shape our character, emotional health, behavioral responses, motivations, and critical thinking skills. It is also the catalyst or blocker for forming our capacity for empathy, the ability to weigh ethical and moral dilemmas, understand the perspectives of others, and create healthy meaningful relationships that add richness to our lives. SEL promotes equity by teaching us how to stand up when we witness injustices. Ultimately, it is the roadmap that guides our growth potential as human beings and as a society as a whole.

Our Approach

Our ready-to-teach e-curricula provides educators with the roadmap to maximize their students' potential. From day one, educators are empowered with the tools needed to nurture foundational SEL skills in an engaging way with full lesson plans including videos, digital worksheets, and role-playing activities. All teaching tools are provided digitally to maximize the outreach of information to influential adults in order to connect students to their community. Our curriculum follows the CASEL integrated framework and five core competencies seen in the visual wheel below. With support throughout every stage of learning, from introduction to real-life application, Everyday Speech instills confidence in SEL development that will help students shape healthier, happier, and more fulfilling futures.



©2020 CASEL. All Rights Reserved.
Source: <https://casel.org/fundamentals-of-sel/what-is-the-casel-framework/>

CASEL Competencies	Lesson Title	Lesson Description
<p>Unit 1: Self-Awareness</p>	<p>Lesson 1: Praising the Process</p>	<p>Learners will explore the concept of using a Growth Mindset to help them value their hard work as opposed to focusing only on their end results. This method of praising the process is shown to help students achieve more.</p>
	<p>Lesson 2: Turning Obstacles Into Opportunities</p>	<p>With the right mindset, we can view obstacles and setbacks as opportunities for growth. Learners will understand how tools like Positive Self-Talk and a Growth Mindset can help them overcome challenges.</p>
	<p>Lesson 3: Inward Reflection</p>	<p>Learners will begin to explore how to become self-aware, to tune into their thoughts and emotions. People who are self-aware are more confident, have stronger relationships and are overall happier.</p>
	<p>Lesson 4: Building Self-Esteem</p>	<p>In this lesson, learners will be taught about the relationship between their inner-voice and self-esteem. The key to building positive self-esteem starts with changing inner thoughts from negative to positive.</p>
<p>Unit 2: Self-Management</p>	<p>Lesson 5: Anxiety 101</p>	<p>In this lesson, learners are introduced to the concept of anxiety and strategies that can be used to cope with anxious feelings including recognizing the signs, labeling feelings, using self-talk, and self-compassion.</p>

CASEL Competencies	Lesson Title	Lesson Description
<p>Unit 2: Self-Management (Continued)</p>	<p>Lesson 6: Networks of Supports</p>	<p>Learners will identify the characteristics of a reliable person and the people in their own lives who can make up their system of support. We are more likely to achieve our goals when we have a support system helping us along the way.</p>
	<p>Lesson 7: Setting Goals for Ourselves</p>	<p>Once learners set SMART goals, they need the skills to be able to follow through to achieve their goals. In this lesson, learners will explore the different strategies they can use to follow through and accomplish their goals. SMART goals are specific, measurable, achievable, relevant, and time-bound.</p>
	<p>Lesson 8: Focusing on What You Can Control</p>	<p>Learners will be introduced to the concept of accepting that everything is not in their control and that's okay. We can reclaim a sense of control of our lives when we focus on our own thoughts and actions and being intentional about the people we let in our lives.</p>
<p>Unit 3: Social Awareness</p>	<p>Lesson 9: Social Media and Your Mood</p>	<p>Learners will explore the connection between their mood and their social media use. Then, they'll be introduced to different strategies they can use to avoid the potential negative effects of social media.</p>
	<p>Lesson 10: Civic Duty</p>	<p>Learners will be introduced to the concept of civic duty. When we carry out our civic duty, we do things that contribute to the greater good in our community and make a positive difference in ourselves and the world around us.</p>

CASEL Competencies	Lesson Title	Lesson Description
Unit 3: Social Awareness (Continued)	Lesson 11: What Makes a Leader?	In this lesson, students will learn which characteristics make a good leader, including strong communication skills, empathy, and integrity.
	Lesson 12: Bringing Awareness to Bullying	Bullying creates a climate of fear and disrespect in schools, which is why it's important to bring awareness to the issue. Learners will review the different types of bullying, including verbal, physical, nonverbal/emotional, or cyber, and what steps they can take to prevent it.
Unit 4: Relationship Skills	Lesson 13: Making Positive Connections	Students will learn how to evaluate which friendships and connections in their lives are positive and which are not. When we form healthy relationships with others we develop a sense of belonging.
	Lesson 14: Influences on You	Factors like our family, friends, community, and social media influence us. Learners will be asked to categorize the different influences in their lives as positive or negative.
	Lesson 15: The Blame Game	When we play the blame game, we are more susceptible to feelings of anger and resentment. Instead, learners will ask themselves the question, "How can I take responsibility for my actions?"
	Lesson 16: Unhealthy Relationships	By the end of this lesson, learners will be able to differentiate the characteristics of a healthy versus an unhealthy relationship to keep them safe and happy.

CASEL Competencies	Lesson Title	Lesson Description
<p>Unit 5: Responsible Decision-Making</p>	<p>Lesson 17: Going to Middle School</p>	<p>The transition to middle school can be anxiety-provoking for many students. In this lesson, students will learn helpful tips to make the transition as smooth as possible, including staying organized, getting involved, learning the supports available, and recognizing what will change.</p>
	<p>Lesson 18: Making Positive Contributions</p>	<p>Acts of generosity boost confidence, self-esteem, and happiness. Learners will begin to understand how they can begin to make positive contributions to their community.</p>
	<p>Lesson 19: Being an Upstander</p>	<p>Students will learn how they can be an upstander and other helpful strategies when they witness bullying. Upstanders notice what is going on around them and take actionable steps, such as telling an adult, helping the victim, or simply understanding when it is bullying or not.</p>
	<p>Lesson 20: Making Safe Decisions</p>	<p>Students will learn the framework to make safe and responsible decisions.</p>

Scope and Sequence

4 pages

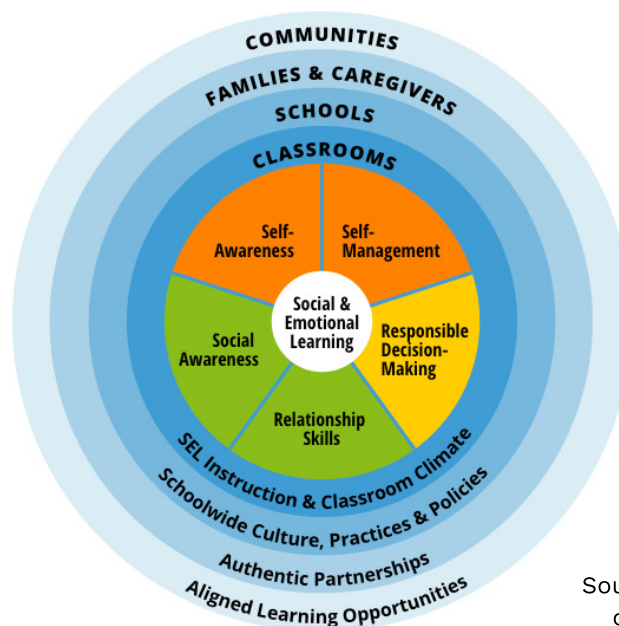
Grade 7

What is Social-Emotional Learning (SEL)?

Social-Emotional Learning helps us grow as individuals by developing an understanding of ourselves and others based on our unique and shared experiences. It is the foundation for how we shape our character, emotional health, behavioral responses, motivations, and critical thinking skills. It is also the catalyst or blocker for forming our capacity for empathy, the ability to weigh ethical and moral dilemmas, understand the perspectives of others, and create healthy meaningful relationships that add richness to our lives. SEL promotes equity by teaching us how to stand up when we witness injustices. Ultimately, it is the roadmap that guides our growth potential as human beings and as a society as a whole.

Our Approach

Our ready-to-teach e-curricula provides educators with the roadmap to maximize their students' potential. From day one, educators are empowered with the tools needed to nurture foundational SEL skills in an engaging way with full lesson plans including videos, digital worksheets, and role-playing activities. All teaching tools are provided digitally to maximize the outreach of information to influential adults in order to connect students to their community. Our curriculum follows the CASEL integrated framework and five core competencies seen in the visual wheel below. With support throughout every stage of learning, from introduction to real-life application, Everyday Speech instills confidence in SEL development that will help students shape healthier, happier, and more fulfilling futures.



©2020 CASEL. All Rights Reserved.
Source: <https://casel.org/fundamentals-of-sel/what-is-the-casel-framework/>

CASEL Competencies	Lesson Title	Lesson Description
<p>Unit 1: Self-Awareness</p>	<p>Lesson 1: The Value in Mistakes</p>	<p>Learners will explore the concept of learning from their mistakes as an opportunity to use a Growth Mindset and be resilient.</p>
	<p>Lesson 2: Building Our Strengths</p>	<p>In this lesson, learners will have the opportunity to identify their strengths and how they can focus their energy into improving upon them to reach their full potential.</p>
	<p>Lesson 3: Adapting to Challenges</p>	<p>Learning to adapt to challenges allows students the opportunity to handle unexpected situations and show resilience to overcome them.</p>
	<p>Lesson 4: What Matters to Me?</p>	<p>This lesson challenges learners to ask themselves, “What matters to me?” to work towards identifying their personal values.</p>
<p>Unit 2: Self-Management</p>	<p>Lesson 5: Goal Setting</p>	<p>In this lesson, students will learn the difference between short and long-term goals to help them set meaningful and achievable goals for themselves.</p>
	<p>Lesson 6: Motivation: The Drive Within Us</p>	<p>Learners will explore the concept of motivation as well as the potential barriers to motivation. After this lesson, learners will have the skill-set and strategies to give themselves a self-motivation boost to achieve their goals.</p>
	<p>Lesson 7: Test Anxiety</p>	<p>This lesson gives learners an understanding of what test anxiety is and what strategies they can use to cope with these feelings.</p>

CASEL Competencies	Lesson Title	Lesson Description
Unit 2: Self-Management (Continued)	Lesson 8: Self-Reflection	Learners will explore the concept of self-reflection and how they can use it as a tool to increase their confidence, make better decisions, and be more productive.
Unit 3: Social Awareness	Lesson 9: Social Media & Body Image	In this lesson, learners will be encouraged to cultivate a healthy relationship with social media to reduce the potential negative impacts it can have on a person's self-esteem and body image.
	Lesson 10: Challenging Stereotypes	Learners will explore the concept of stereotyping and how they can recognize and challenge stereotypes to reduce their harmful effects.
	Lesson 11: Perspectives All Around	In this lesson, learners are taught how people can have the same experiences but have different feelings and perspectives. They'll consider how they can use their perspective-taking skills to better understand others and navigate conflict.
	Lesson 12: Handling Social Anxiety	Learners are introduced to the concept of social anxiety and what strategies they can use to cope with these feelings when they arise.
Unit 4: Relationship Skills	Lesson 13: Digital Friendships	Learners will review how to form and foster digital friendships with safety in mind.
	Lesson 14: Forgiveness	In this lesson, learners will be taught the value of forgiveness to work through disagreements and misunderstandings with others.

CASEL Competencies	Lesson Title	Lesson Description
Unit 4: Relationship Skills (Continued)	Lesson 15: Connecting With Others	Students will learn about the benefits that come with forming positive relationships. Part of this lesson will review the five qualities that help us to grow and maintain friendships with others.
	Lesson 16: Assertive vs. Aggressive Communication	Learners will review how to use an assertive communication style rather than an aggressive one.
Unit 5: Responsible Decision-Making	Lesson 17: Getting Stuff Done	In this lesson, learners will be taught how to use time management and task initiation strategies to “get stuff done.”
	Lesson 18: Owning It	The concepts of responsibility and accountability are reviewed in this lesson. Learners will review habits needed to become more responsible individuals.
	Lesson 19: Resolving Conflict Peacefully	After reviewing this lesson, learners will be equipped with the skills and strategies needed to resolve conflict peacefully.
	Lesson 20: Plotting the Course	The pressure of making big decisions can bring feelings of anxiety and stress. In this lesson, learners will be taught how to plot a course of action to overcome these feelings to make responsible decisions.

Scope and Sequence

5 pages

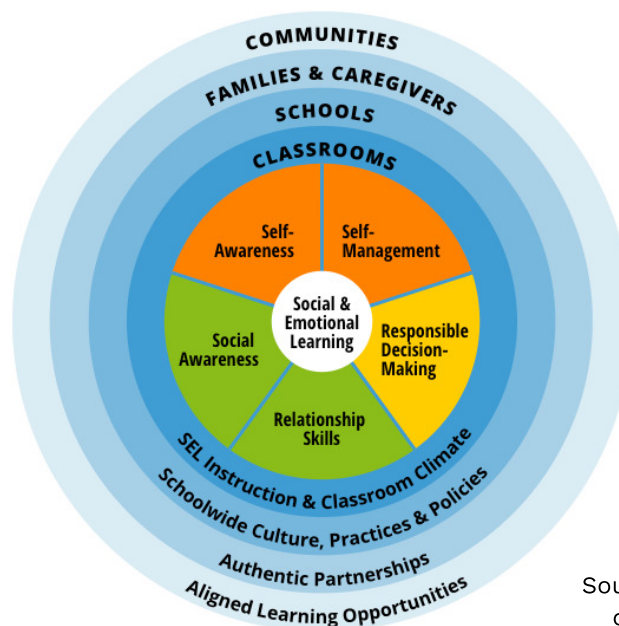
Grade 8

What is Social-Emotional Learning (SEL)?

Social-Emotional Learning helps us grow as individuals by developing an understanding of ourselves and others based on our unique and shared experiences. It is the foundation for how we shape our character, emotional health, behavioral responses, motivations, and critical thinking skills. It is also the catalyst or blocker for forming our capacity for empathy, the ability to weigh ethical and moral dilemmas, understand the perspectives of others, and create healthy meaningful relationships that add richness to our lives. SEL promotes equity by teaching us how to stand up when we witness injustices. Ultimately, it is the roadmap that guides our growth potential as human beings and as a society as a whole.

Our Approach

Our ready-to-teach e-curricula provides educators with the roadmap to maximize their students' potential. From day one, educators are empowered with the tools needed to nurture foundational SEL skills in an engaging way with full lesson plans including videos, digital worksheets, and role-playing activities. All teaching tools are provided digitally to maximize the outreach of information to influential adults in order to connect students to their community. Our curriculum follows the CASEL integrated framework and five core competencies seen in the visual wheel below. With support throughout every stage of learning, from introduction to real-life application, Everyday Speech instills confidence in SEL development that will help students shape healthier, happier, and more fulfilling futures.



©2020 CASEL. All Rights Reserved.
Source: <https://casel.org/fundamentals-of-sel/what-is-the-casel-framework/>

CASEL Competencies	Lesson Title	Lesson Description
Unit 1: Self-Awareness	Lesson 1: Growing Resilience	In this lesson, learners will be introduced to the “5 Pillars of Resilience,” which are self-awareness, mindfulness, self-care, positive relationships, and purpose.
	Lesson 2: Forming Your Identity	Learners will explore the concept of “identity” and how they can begin to use their self-awareness skills to consider who they are.
	Lesson 3: Examining Your Beliefs	Building on the concepts of Growth and Fixed Mindsets, learners will dive deeper into how they can self-assess their mindsets, thoughts, and beliefs. Using Catch It, Check It, and Change It, learners can recognize and replace unhelpful thoughts or untrue beliefs.
	Lesson 4: Your Future Self	Learners will practice using visualization as a tool to picture their future selves. Using visualization has a positive and meaningful impact on a person achieving their goals and reaching their full potential.
Unit 2: Self-Management	Lesson 5: Overcoming Negativity	When a person focuses on the negative, it can be detrimental to their relationships, school work, health, and overall happiness. Learners explore the concept of “negativity bias” and strategies to combat it.
	Lesson 6: Building Perseverance	Being able to persevere helps learners handle obstacles and increases their self-confidence and resilience. In this lesson, learners are taught strategies needed to build perseverance.

CASEL Competencies	Lesson Title	Lesson Description
Unit 2: Self-Management (Continued)	Lesson 7: Decreasing Defensiveness	When we can decrease defensiveness, we are better able to take constructive criticism, improve relationships and performance at school, and negotiate.
	Lesson 8: Taking Responsibility	This lesson provides learners with foundational skills needed to take responsibility for their choices and own their mistakes.
Unit 3: Social Awareness	Lesson 9: Using Social Media Mindfully	Learners are taught the importance of setting healthy boundaries and being intentional with their time in order to use social media mindfully.
	Lesson 10: Gaining Confidence for Public Speaking	In this lesson, learners are taught strategies to reduce anxiety and become more confident public speakers.
	Lesson 11: Being a Leader in My Community	Learners explore the concept of “community engagement” and are encouraged to become leaders in their own communities. Community engagement includes volunteer work, attending public events, supporting fundraisers, and more.
	Lesson 12: Wanting to Belong	When a person feels accepted by others, they are more likely to feel safe, respected, supported, and valued. Learners are taught strategies to achieve a greater sense of belonging in their own lives.

CASEL Competencies	Lesson Title	Lesson Description
<p>Unit 4: Relationship Skills</p>	Lesson 13: Setting Boundaries	Learners are taught how boundaries are the limits a person establishes with the purpose of protecting themselves and honoring their self-worth.
	Lesson 14: Resisting Social Pressure	In this lesson, learners are introduced to strategies they can use to resist negative forms of social pressure to enhance their self-esteem, self-compassion, and interpersonal skills.
	Lesson 15: The Value of Listening	There is a lot of value in what we say and how we say it. Learners are taught the value of listening and how they have the ability to express themselves and make their voices heard.
	Lesson 16: Making Amends	Conflict is an inevitable, unavoidable, and oftentimes uncomfortable part of life. Learners explore the concept of making amends to repair conflict with others.
<p>Unit 5: Responsible Decision-Making</p>	Lesson 17: Transitioning to High School	In this lesson, learners are given strategies to make the transition from middle to high school as smooth as possible.
	Lesson 18: What Matters to You	Learners are challenged to self-reflect and to ask themselves, “What matters to me?” Once they identify their personal values, they can determine how to make a difference.

CASEL Competencies	Lesson Title	Lesson Description
Unit 5: Responsible Decision-Making (Continued)	Lesson 19: My Moral Compass	Learners begin to consider how they can develop their moral compass to make responsible decisions.
	Lesson 20: Moral Dilemmas	In this lesson, learners are taught how to approach a moral dilemma using the RIGHT framework to guide their decision-making.

Scope and Sequence

5 pages

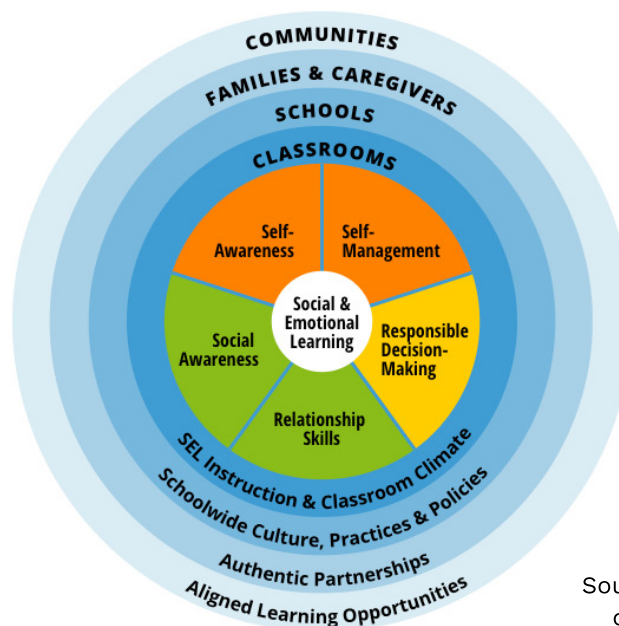
Grade 9

What is Social-Emotional Learning (SEL)?

Social-Emotional Learning helps us grow as individuals by developing an understanding of ourselves and others based on our unique and shared experiences. It is the foundation for how we shape our character, emotional health, behavioral responses, motivations, and critical thinking skills. It is also the catalyst or blocker for forming our capacity for empathy, the ability to weigh ethical and moral dilemmas, understand the perspectives of others, and create healthy meaningful relationships that add richness to our lives. SEL promotes equity by teaching us how to stand up when we witness injustices. Ultimately, it is the roadmap that guides our growth potential as human beings and as a society as a whole.

Our Approach

Our ready-to-teach e-curricula provides educators with the roadmap to maximize their students' potential. From day one, educators are empowered with the tools needed to nurture foundational SEL skills in an engaging way with full lesson plans including videos, digital worksheets, and role-playing activities. All teaching tools are provided digitally to maximize the outreach of information to influential adults in order to connect students to their community. Our curriculum follows the CASEL integrated framework and five core competencies seen in the visual wheel below. With support throughout every stage of learning, from introduction to real-life application, Everyday Speech instills confidence in SEL development that will help students shape healthier, happier, and more fulfilling futures.



©2020 CASEL. All Rights Reserved.
Source: <https://casel.org/fundamentals-of-sel/what-is-the-casel-framework/>

CASEL Competencies	Lesson Title	Lesson Description
<p>Unit 1: Self-Awareness</p>	<p>Lesson 1: Training Our Brains</p>	<p>“Neuroplasticity” refers to how the brain changes or adapts as a result of new experiences or learning. In this lesson, learners will be introduced to the concept of “Neuroplasticity” and will be provided with a variety of strategies to tap into the benefits of our brain’s ability to adapt and change.</p>
	<p>Lesson 2: Improving Our Self-Talk</p>	<p>Our self-talk ultimately controls how we feel about ourselves and the world around us. In this lesson, learners will be equipped with the knowledge and tools to notice their self-talk and shift it from negative to positive.</p>
	<p>Lesson 3: Becoming Who I Want to Be</p>	<p>Learners will gain an understanding of “identity.” They will learn ways in which they can shape their identity and embark on the lifelong journey of becoming who they want to be.</p>
	<p>Lesson 4: Getting Out of Your Comfort Zone</p>	<p>In this lesson, students will learn about the importance of getting out of their comfort zones and trying new things in order to tap into their potential and reach their goals.</p>
<p>Unit 2: Self-Management</p>	<p>Lesson 5: Reframing Anxiety</p>	<p>In this lesson, students will learn how to use their ability to effectively manage their emotions, feelings, thoughts, and behaviors in order to reframe anxious feelings.</p>
	<p>Lesson 6: My Brain Wants It Now</p>	<p>In this lesson, students will be introduced to the concept of “delayed gratification” and why it is important to manage and have control over their impulses.</p>

CASEL Competencies	Lesson Title	Lesson Description
Unit 2: Self-Management (Continued)	Lesson 7: Healthy Defense Mechanisms	In this lesson, learners will be taught the difference between healthy and unhealthy defense mechanisms. Learners will also be equipped with three important steps they can take to implement healthy defense mechanisms in their own life.
	Lesson 8: Steps Toward Success	In this lesson, students will learn about the ways they can positively impact their own success.
Unit 3: Social Awareness	Lesson 9: Combatting Labels	In this lesson, students will learn how to increase their social awareness in order to understand the negative effects of labeling others and effectively combat the use of labels.
	Lesson 10: Addressing Stereotypes	Learners will be equipped with knowledge and strategies to address and avoid the use of stereotypes.
	Lesson 11: Thinking About the Common Good	Students will learn about the difference between “individual” and “group” benefits and strategies that will help them to consider the group benefit in order to contribute towards “the common good.”
	Lesson 12: Becoming a Better Communicator	Students will learn about the importance and positive effects of effective communication. They will be equipped with a variety of tips and strategies they can utilize to become a better communicator.

CASEL Competencies	Lesson Title	Lesson Description
<p>Unit 4: Relationship Skills</p>	<p>Lesson 13: Positive Peer Pressure</p>	<p>In this lesson, learners will be introduced to the concept of “positive peer pressure” and will gain an understanding of the role it plays in forming positive, healthy relationships with peers.</p>
	<p>Lesson 14: Social Media and My Relationships</p>	<p>Students will learn about the importance of having a healthy and positive relationship with social media and those they interact with online.</p>
	<p>Lesson 15: Using Assertive Communication</p>	<p>Students will learn when it is appropriate to use an assertive communication style and how to be more assertive when necessary.</p>
	<p>Lesson 16: Making I-Statements</p>	<p>In this lesson, students will learn the importance of using “I-Statements” instead of “You-Statements” in order to more effectively and positively communicate their thoughts and feelings with others.</p>
<p>Unit 5: Responsible Decision-Making</p>	<p>Lesson 17: Digital Impacts on Your Health</p>	<p>Learners will be taught how to utilize their responsible decision-making skills in order to reduce the negative impacts technology can have on their health.</p>
	<p>Lesson 18: Conflict Resolution</p>	<p>In this lesson, students will learn about how to develop their conflict resolution skills in order to improve their relationships and form long-lasting, healthy bonds with others.</p>

CASEL Competencies	Lesson Title	Lesson Description
Unit 5: Responsible Decision-Making (Continued)	Lesson 19: Setting Standards for Yourself	Standards are the rules we set and follow in our lives. In this lesson, students will learn about the importance of setting and following their own standards that align with their morals and values in order to live a successful and fulfilling life.
	Lesson 20: The Key to Staying Organized	In this lesson, learners are taught the importance of staying organized. They will be given a variety of tips and strategies they can utilize to stay organized in ways that work best for them inside and outside of school.

Scope and Sequence

5 pages

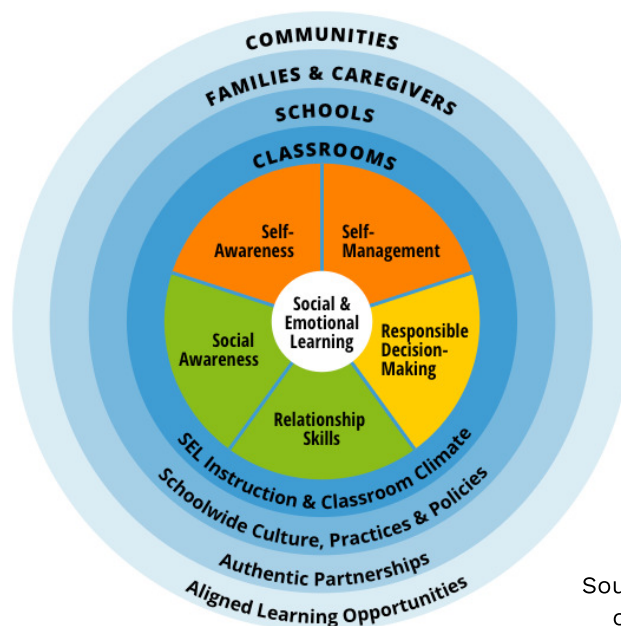
Grade 10

What is Social-Emotional Learning (SEL)?

Social-Emotional Learning helps us grow as individuals by developing an understanding of ourselves and others based on our unique and shared experiences. It is the foundation for how we shape our character, emotional health, behavioral responses, motivations, and critical thinking skills. It is also the catalyst or blocker for forming our capacity for empathy, the ability to weigh ethical and moral dilemmas, understand the perspectives of others, and create healthy meaningful relationships that add richness to our lives. SEL promotes equity by teaching us how to stand up when we witness injustices. Ultimately, it is the roadmap that guides our growth potential as human beings and as a society as a whole.

Our Approach

Our ready-to-teach e-curricula provides educators with the roadmap to maximize their students' potential. From day one, educators are empowered with the tools needed to nurture foundational SEL skills in an engaging way with full lesson plans including videos, digital worksheets, and role-playing activities. All teaching tools are provided digitally to maximize the outreach of information to influential adults in order to connect students to their community. Our curriculum follows the CASEL integrated framework and five core competencies seen in the visual wheel below. With support throughout every stage of learning, from introduction to real-life application, Everyday Speech instills confidence in SEL development that will help students shape healthier, happier, and more fulfilling futures.



©2020 CASEL. All Rights Reserved.
Source: <https://casel.org/fundamentals-of-sel/what-is-the-casel-framework/>

CASEL Competencies	Lesson Title	Lesson Description
Unit 1: Self-Awareness	Lesson 1: Neuroplasticity	Learners will gain a deeper understanding of “neuroplasticity,” the brain’s ability to change, grow, and adapt over time, and their ability to positively influence this process.
	Lesson 2: Overcoming Setbacks	Learners will be taught the importance of and value in being resilient by reflecting on their setbacks.
	Lesson 3: Beating Procrastination	Learners will be given the tools and insight necessary to stay motivated and reduce the urge to procrastinate.
	Lesson 4: The Future You	Learners will be challenged and encouraged to reflect on their hopes, values, and goals for the future in order to identify what they can do in the present to set their future selves up for success.
Unit 2: Self-Management	Lesson 5: Handling Academic Stress	Experiencing academic stress is inevitable at this age. In this lesson, learners will be given a variety of tools and strategies that they can utilize to mitigate academic stress and pressure.
	Lesson 6: Pessimism vs. Optimism	Learners will gain an understanding of the difference between being pessimistic and being optimistic and how to obtain a healthy balance and approach to these differing views.

CASEL Competencies	Lesson Title	Lesson Description
Unit 2: Self-Management (Continued)	Lesson 7: SOLD Method: Handling Tough Situations	The SOLD Method stands for: Stop, Observe, Look, and Decide. It is a method used to successfully navigate and manage challenging situations life throws at us from time to time. In this lesson, learners will be taught how to utilize and apply the SOLD Method to handle tough situations they may face.
	Lesson 8: Feeling Isolated	Feelings of loneliness and isolation are unfortunately not uncommon. In this lesson, learners will be taught how to identify when they are feeling isolated and be given a variety of tools and strategies they can utilize to mitigate these feelings.
Unit 3: Social Awareness	Lesson 9: Digital Wellness	Learners will be taught the importance of setting boundaries around technology and social media use in an effort to reduce the negative effects both can have on their mental and physical wellbeing.
	Lesson 10: Public Speaking 101	Learners will explore and practice different strategies they can use to improve their public speaking skills.
	Lesson 11: Contributing to Your School Culture	Learners will be taught the importance of cultivating a positive school culture and be given a variety of strategies they can utilize to make a positive impact in their school.
	Lesson 12: Agents of Positive Change	Learners will be encouraged to reflect on the actions they can take to effectively influence positive change in their lives and in their community.

CASEL Competencies	Lesson Title	Lesson Description
<p>Unit 4: Relationship Skills</p>	<p>Lesson 13: What Your Relationships Say About You</p>	<p>Learners will gain an understanding of the importance of being mindful of who they choose to surround themselves with.</p>
	<p>Lesson 14: Accepting Constructive Criticism</p>	<p>Learners will be introduced to the concept of constructive criticism and will be given a variety of tools and strategies they can use to positively accept and apply this type of feedback.</p>
	<p>Lesson 15: Healthy Behaviors in Relationships</p>	<p>In this lesson, learners will be taught the difference between healthy and unhealthy behaviors in relationships and will be given the tools and strategies necessary to cultivate and seek out healthy relationships.</p>
	<p>Lesson 16: Empathy Goes a Long Way</p>	<p>Learners will be taught the power of empathy and how they can work to actively show empathy towards others.</p>
<p>Unit 5: Responsible Decision-Making</p>	<p>Lesson 17: Digital Impact on Cognition</p>	<p>Learners will be taught the impact technology and social media use can have on our cognition, and ability to make good decisions, and ways to mitigate these negative effects.</p>
	<p>Lesson 18: My Core Principles vs. My Actions</p>	<p>Learners will be taught how to align their core principles with their actions and will gain an understanding of the importance of doing so.</p>
	<p>Lesson 19: The Steps to Making a Good Decision</p>	<p>In this lesson, learners will be taught the steps they can take in order to ensure they are making a good, responsible decision.</p>

CASEL Competencies	Lesson Title	Lesson Description
Unit 5: Responsible Decision-Making (Continued)	Lesson 20: Prioritization and Planning	Learners will be taught the importance of planning and prioritizing their school and life tasks and given a variety of tools and strategies they can implement to grow their prioritization and planning skills.

Scope and Sequence

4 pages

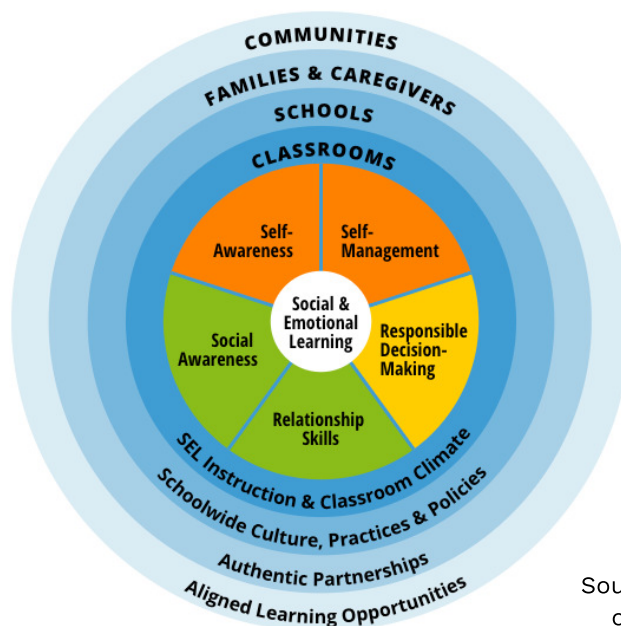
Grade 11

What is Social-Emotional Learning (SEL)?

Social-Emotional Learning helps us grow as individuals by developing an understanding of ourselves and others based on our unique and shared experiences. It is the foundation for how we shape our character, emotional health, behavioral responses, motivations, and critical thinking skills. It is also the catalyst or blocker for forming our capacity for empathy, the ability to weigh ethical and moral dilemmas, understand the perspectives of others, and create healthy meaningful relationships that add richness to our lives. SEL promotes equity by teaching us how to stand up when we witness injustices. Ultimately, it is the roadmap that guides our growth potential as human beings and as a society as a whole.

Our Approach

Our ready-to-teach e-curricula provides educators with the roadmap to maximize their students' potential. From day one, educators are empowered with the tools needed to nurture foundational SEL skills in an engaging way with full lesson plans including videos, digital worksheets, and role-playing activities. All teaching tools are provided digitally to maximize the outreach of information to influential adults in order to connect students to their community. Our curriculum follows the CASEL integrated framework and five core competencies seen in the visual wheel below. With support throughout every stage of learning, from introduction to real-life application, Everyday Speech instills confidence in SEL development that will help students shape healthier, happier, and more fulfilling futures.



©2020 CASEL. All Rights Reserved.
Source: <https://casel.org/fundamentals-of-sel/what-is-the-casel-framework/>

CASEL Competencies	Lesson Title	Lesson Description
<p>Unit 1: Self-Awareness</p>	<p>Lesson 1: Increasing Life Satisfaction</p>	<p>Learners will gain an understanding of the steps they can take to increase their overall life satisfaction and why it is important to feel satisfied in life.</p>
	<p>Lesson 2: Failure, Effort, and Success</p>	<p>Learners will be taught the important relationship between failure, effort, and success and learn what they can do to influence this dynamic.</p>
	<p>Lesson 3: Community Resources</p>	<p>Learners will be taught the importance of learning about and utilizing their community resources and how to do so.</p>
	<p>Lesson 4: Designing Your Roadmap</p>	<p>Learners will be challenged and encouraged to reflect on and set goals that will help them to stay on track or follow their “roadmap.”</p>
<p>Unit 2: Self-Management</p>	<p>Lesson 5: The Power of Breath</p>	<p>In this lesson, learners will be taught the power of their breath and ways they can use a variety of breathing techniques to reduce stress and regulate their emotions.</p>
	<p>Lesson 6: The Value in Constructive Criticism</p>	<p>Learners will gain an understanding of the benefits and positive outcomes that can be gained when receiving constructive criticism with an open, accepting attitude.</p>
	<p>Lesson 7: When Do I Feel Anxiety?</p>	<p>In this lesson, learners will be given a variety of tools and strategies to grow their awareness of anxious feelings in order to more successfully manage and reduce anxiety.</p>

CASEL Competencies	Lesson Title	Lesson Description
Unit 2: Self-Management (Continued)	Lesson 8: Intrinsic vs. Extrinsic Motivation	Learners will be taught the difference between intrinsic and extrinsic motivation and how to channel these differing types of motivation to achieve their goals.
Unit 3: Social Awareness	Lesson 9: My Generation	In this lesson, learners will be encouraged to reflect on their own generation and identify the positive and negative qualities they feel their generation holds.
	Lesson 10: Working Solo vs. Collaboratively	Learners will be taught the benefits of working with others versus working alone and will be given the tools and strategies necessary to successfully work together.
	Lesson 11: My Role as a Citizen	In this lesson, learners will be taught the importance of upholding their civic duties. They will also be given a list of ways they can begin to uphold their civic duties now.
	Lesson 12: Examples of Courage	Learners will engage in an important lesson on the role courage plays in life and will gain an understanding of how they can be courageous.
Unit 4: Relationship Skills	Lesson 13: Your Role in Conflict	In this lesson, learners will be taught the positive role they can play in resolving interpersonal conflicts.
	Lesson 14: The Importance of Supportive Relationships	Learners will be introduced to the positive impacts supportive relationships can have on their life and wellbeing. Additionally, they will be given the tools and strategies necessary to cultivate supportive relationships with friends and family.

CASEL Competencies	Lesson Title	Lesson Description
Unit 4: Relationship Skills (Continued)	Lesson 15: External Pressures	In this lesson, learners will be taught a variety of strategies they can utilize and implement to mitigate external pressure.
	Lesson 16: Fostering Healthy Relationships	Learners will be taught what it means to have healthy relationships vs. unhealthy relationships and how they can work to foster healthy relationships in their own lives.
Unit 5: Responsible Decision-Making	Lesson 17: Digital Impact on Mental Wellness	Learners will be taught the impact technology and social media use can have on our mental and physical wellness and will be given strategies they can utilize to to mitigate negative effects.
	Lesson 18: Anatomy of a Good Decision	In this lesson, learners will be taught how to evaluate their decisions by including the components of a good, responsible decision when faced with a choice.
	Lesson 19: Reframing a Problem	Learners will be taught how to reframe the perceived negativity surrounding a problem to instead view the positive impacts the problem can have.
	Lesson 20: Learning to Self-Monitor	Learners will gain an understanding of the importance of self-monitoring and how to do so in order to maintain mental and physical wellness.

Scope and Sequence

4 pages

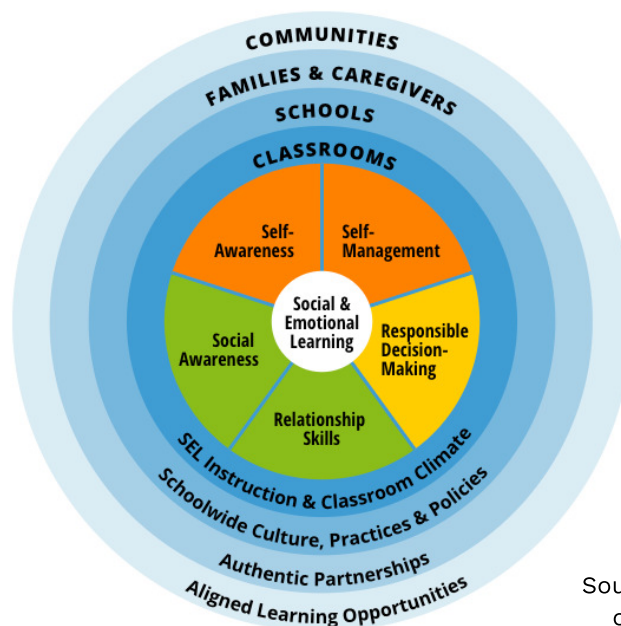
Grade 12

What is Social-Emotional Learning (SEL)?

Social-Emotional Learning helps us grow as individuals by developing an understanding of ourselves and others based on our unique and shared experiences. It is the foundation for how we shape our character, emotional health, behavioral responses, motivations, and critical thinking skills. It is also the catalyst or blocker for forming our capacity for empathy, the ability to weigh ethical and moral dilemmas, understand the perspectives of others, and create healthy meaningful relationships that add richness to our lives. SEL promotes equity by teaching us how to stand up when we witness injustices. Ultimately, it is the roadmap that guides our growth potential as human beings and as a society as a whole.

Our Approach

Our ready-to-teach e-curricula provides educators with the roadmap to maximize their students' potential. From day one, educators are empowered with the tools needed to nurture foundational SEL skills in an engaging way with full lesson plans including videos, digital worksheets, and role-playing activities. All teaching tools are provided digitally to maximize the outreach of information to influential adults in order to connect students to their community. Our curriculum follows the CASEL integrated framework and five core competencies seen in the visual wheel below. With support throughout every stage of learning, from introduction to real-life application, Everyday Speech instills confidence in SEL development that will help students shape healthier, happier, and more fulfilling futures.



©2020 CASEL. All Rights Reserved.
Source: <https://casel.org/fundamentals-of-sel/what-is-the-casel-framework/>

CASEL Competencies	Lesson Title	Lesson Description
<p>Unit 1: Self-Awareness</p>	Lesson 1: Increasing Self-Worth	Students will learn about sustainable ways to build their self-worth setting themselves up to build the important skill of mental resilience.
	Lesson 2: Your Value and Contributions	Learners will reflect on how their skills and contributions can connect them to a larger community and the outside world.
	Lesson 3: Taking Ownership of Your Goals	Students will think about how to gain ownership of their goals to make sure they are effective, measurable, and specific.
	Lesson 4: What Shapes You?	Learners will think about the role of media, social media, and other influences that take part in shaping their perception of themselves.
<p>Unit 2: Self-Management</p>	Lesson 5: Increasing Agency	One of the most effective ways we can combat stress and anxiety is to increase the agency we feel over our lives. Students will learn three strategies to build agency in their own life.
	Lesson 6: What You Can and Can't Control	Building off of the last lesson, students will reflect on the items in their life they can and cannot control in order to gain acceptance and feel empowered.
	Lesson 7: The Power of Gratitude	Learners will be able to list the benefits of practicing gratitude in their daily lives, which includes improved mood, health, and relationships.

CASEL Competencies	Lesson Title	Lesson Description
Unit 2: Self-Management (Continued)	Lesson 8: Zooming Out	Learning to step back and view the big picture and what is actually important can help us feel more connected to others and have more control and agency over what's happening in our lives.
Unit 3: Social Awareness	Lesson 9: Your Civic Duty	Students will explore the concept of fulfilling their civic duties, including how they can become involved and give back to their own community.
	Lesson 10: The Influence of Media	Students will think about how media plays into developing roles and expectations for cultural groups and how media creates and reinforces these roles or expectations.
	Lesson 11: Contributing to Community Improvement	Students will evaluate and learn new ways to be involved in their school and community improvement.
	Lesson 12: Important Issues to You	Learners will reflect on what matters to them and social issues that they deem important.
Unit 4: Relationship Skills	Lesson 13: Setting Relationship Boundaries	Students will learn about the importance of setting boundaries in the various aspects of their lives in order to sustain healthy relationships across their lives.
	Lesson 14: Being a Teammate	Learners will review expectations and behaviors of a good co-worker and how to be a great team member in a professional environment.

CASEL Competencies	Lesson Title	Lesson Description
Unit 4: Relationship Skills (Continued)	Lesson 15: The Art of Communication	Students will learn communication skills to be successful in different aspects of school, work, and their personal lives.
	Lesson 16: Analyzing Responses to Conflict	Students will learn about various ways we can respond to conflict in order to handle it in effective ways.
Unit 5: Responsible Decision-Making	Lesson 17: Digital Impact on Your Community	Learners will reflect on how they can contribute to a more positive online space or community.
	Lesson 18: Critical Thinking and Leadership	Students will evaluate the relationship between using critical thinking and being a leader.
	Lesson 19: Making Life Decisions	As they come to a pivotal age in life, learners will review factors that contribute to making positive life decisions.
	Lesson 20: Mental Flexibility	Developing mental flexibility can aid students in being able to cope and handle the many changes they will face over the course of their lives.